

# English

## Language Lab



• Basics of grammar • Listening • Speaking • Reading • Writing • Phonetics • Soft skills

Technical  
Presentation

**Developed by:**

**CODE AND PIXELS | DIGITAL TEACHER**

CNP Elite Tower, Plot No. 4, Road No. -5, Sri Shankar  
Colony, Siris Road, L.B Nagar , Hyderabad - 74

**Helpdesk Number: 90000 90702**



# Contents

- 01 Background of the organization
- 02 Our Experience in implementing English Language Labs
- 03 Our Clients
- 04 About English Language Lab
- 05 Process of using of the English Language Lab
- 06 Modes of Delivery
- 07 English Language Lab Technical Specifications
- 08 Benefits, Timelines etc.
- 09 Sample Screens of English Language Lab





## **Background of the organization**

---

A Product of



# CODE & PIXELS

Values, People, Experience & Technology



## Digital Teacher.in

Smart Classroom | English Language Lab

Registered With



Efficient • Transparent • Inclusive





 Digital Teacher.in

11th

**ANNIVERSARY**  
— CELEBRATIONS —  
**2012 - 2023**

**Content Development is Our Passion not just Our Business**

## About Us

**Code and Pixels Interactive Technologies Private Limited** is a IT company with its headquarters in Hyderabad, providing **eLearning Solutions, Content Engineering Services, Consultancy Services and IT Services** to industries in verticals such as **Defence, Transportation, Aerospace, Manufacturing, Energy, BFSI** and **Education.**



### **Content Engineering**

- ❖ **Computer Based Learning**
- ❖ **E - Content Development**
- ❖ **Smart Classroom Service**
- ❖ **Digital Teacher (KG to X)**
- ❖ **English Language Lab**

# Our Team

*We have 150+ Members Professional Team Consists of:*

**Content Writers**

**Graphic Designers**

**Video Editors**

**Animators**

**Sales Executives**

**Data Analysis  
Managers**

**Social Media Marketing  
Managers**

**Zonal Sales managers**

**Digital Marketing  
Managers**






# Company Owned Building


















**CIOReviewIndia**

Recognizes

**Digital Teacher**

*In Annual Roll of Honor  
As one of the*

**"10 Most Promising  
Smart Classroom  
Solution Providers - 2019"**

*In commendation for their unbridled strive  
towards excellence and innovation in this field.*

*Sudhakar Singh*  
Sudhakar Singh  
Editor  
CIOReviewIndia



Smart  
Classroom



Digital Class Room – Services

 Digital Teacher.in  
Smart Classroom | English Language Lab


**7500+ Schools** are  
Using Our Product  
as their  
**Digital Technology**  
Partner

 Digital Teacher.in  
**English**  
Language Lab 

• Basics of grammar • Listening • Speaking • Reading • Writing • Phonetics • Soft skills



We Measure our  
Success  
**By our Client's  
Success**



*Happy Clients*

**AWARDS ARE GREAT, REFERENCES ARE AWESOME..  
BUT WHAT IS THE MOST IMPORTANT TO US IS THAT, OUR CLIENTS ARE HAPPY !!**



# Happy Clients

AWARDS ARE GREAT, REFERENCES ARE AWESOME..  
BUT WHAT IS THE MOST IMPORTANT TO US IS THAT, OUR CLIENTS ARE HAPPY !!

## Defence Organisations & OEMs



## BFSI & Corporates



## Universities

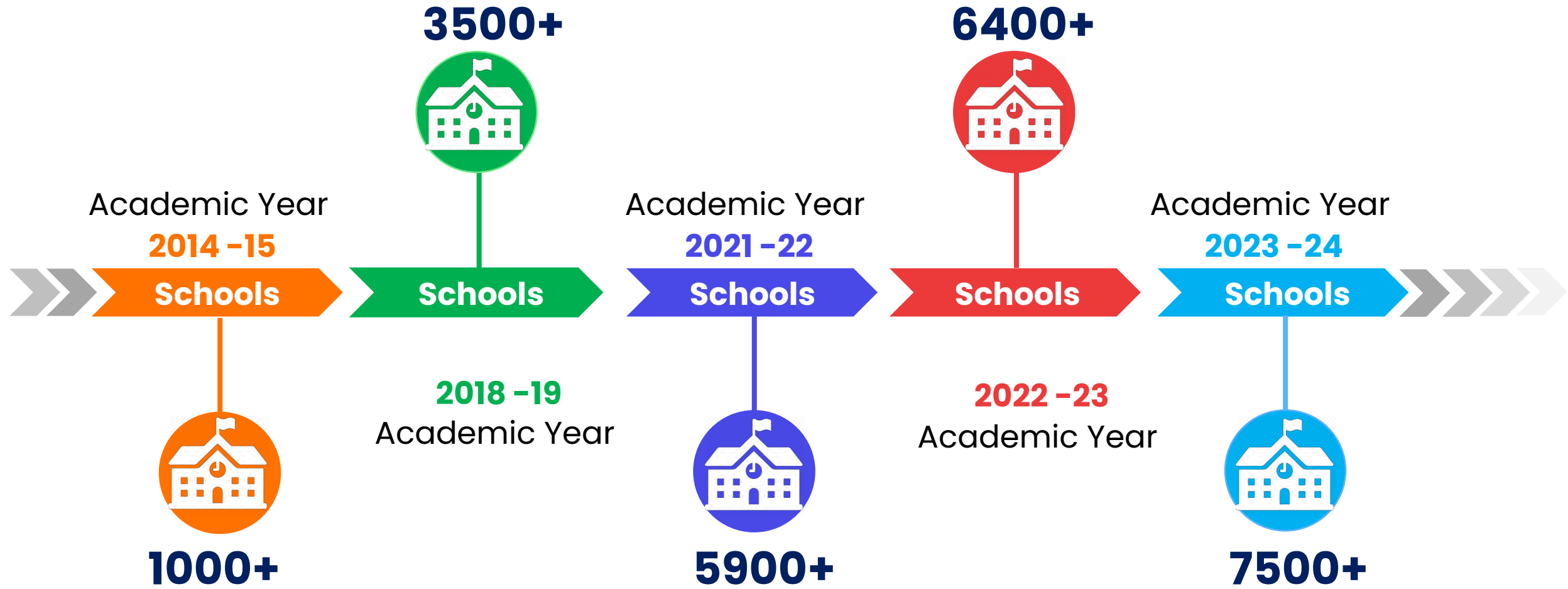


The background of the slide is a blue-tinted photograph of a computer lab. Several students are seated at desks, working on computers. In the foreground, a student with glasses is smiling while looking at a monitor. Other students are visible in the background, some looking at their screens. The overall atmosphere is professional and educational.

## **Experience in Implementing English Language Labs**

---

# Journey of Digital Teacher



# Educational Institutes Using Our Software



# Educational Institutes Using Our Software



# Educational Institutes Using Our Software



# Educational Institutes Using Our Software





# Educational Institutes Using Our Software



INDUS VALLEY  
SCHOOL

Then - Now - Forever



Orchids Techno School



Oxford School



# Educational Institutes Using Our Software





# Educational Institutes Using Our Software



# Educational Institutes Using Our Software



NDR VISWABHARATHI



# Educational Institutes Using Our Software



# Educational Institutes Using Our Software




Sri Navanandi High School  
Nandikotkur



Sri Narayana Vidya Vihar  
Atmakur



# Educational Institutes Using Our Software





# Educational Institutes Using Our Software



VIVEKA FOSTER HIGH SCHOOL  
PONNUR




# Educational Institutes Using Our Software



# Educational Institutes Using Our Software




# Educational Institutes Using Our Software





# What is Lab ?

- ✓ Physics Lab or Biology Lab or any lab is a place where we do experiments and practice and learn things.
- ✓ What we are taught in theory classes are practiced in Lab provides hands- on experience.
- ✓ Lab faculty guides us in performing experiments or learning process. Lab faculty corrects us we do something wrong. Lab allows us to practice until we are successful.
- ✓ Lab is a place where we have different tools and materials to practice and improve our skills.



# What is Language Lab ?

A language lab is a place where we learn language.



## Lab

- ✓ The way we have Tools, Equipment, Chemicals, and Specimens in our science labs.

## English Language

- ✓ In English Language Lab, we have number of tools which teach and guide us to learn and practice language.



## What is Language Lab ?

❖ Language lab is the software which enhances the skills of a student Language lab teaches English and enhances ability to

**01 Listen**

**02 Speak**

**03 Read**

**04 Write**

# What is Language Lab ?

We haven't taken any  
special training to  
speak and understand  
our 'Mother Tongue'.



- ✓ A child listens to his mother and understands and tries to repeat the words and mother corrects the words.
- ✓ Mother teaches words, vocabulary and child tries to speak exactly like a mother and child pronounces wrongly then mother corrects the child. In the process, the child learns.



## What is Language Lab ?

# Teaching the SKILLS FOR **SPEAKING** and **LISTENING**



- ✓ Listening and Speaking are the skills which require massive practice. Everyone associated with the child to understand faster.
- ✓ Whereas in India, English is second language. It is a foreign language. We need to learn the language. Not many around us and in our society and houses speak English. So we don't get ample opportunities to listen and speak and practice.
- ✓ To improve skill in any language one must listen and speak in an order and follow that system.



## Why Language Lab ?

- ✓ Language labs are becoming highly valued in schools, colleges and universities because they offer students a structured e-learning environment that is successful and reliable.
  - ✓ New technologies are increasingly introduced in classrooms, as they facilitate the teacher's role in creating a more attractive learning environment for the student.
  - ✓ It also offers their students additional practice hours and up-to-date exercises than can be found in language books.
-

# Fear of Speaking

- ✓ If we were born and brought up in a society where English is first language, then we would have been experts in speaking English naturally.
- ✓ Many students don't get an opportunity to speak English.
- ✓ Writing and speaking are two different skills.
- ✓ Writing is a slow process and the brain gets time to frame words while we write. But speaking is a fast process where we don't get much time to frame words. So we need to frame words very quick while we are speaking.
- ✓ That is possible only when we practice continuously.
- ✓ We fear that we may not speak correctly. So, we don't speak in English.
- ✓ We fear that people will laugh at us if we make mistake.
- ✓ For that many experts advise us to talk in front of a mirror.
- ✓ Yes. Partially that can be done. The person who is in front of the mirror is you. The person in the mirror may not laugh at your mistakes. He may not be able to correct your mistakes. He will not be able to guide you.
- ✓ So you need to talk to a person who wouldn't laugh at you and who corrects, guides, teaches and enhances your English speaking skills.
- ✓ English language lab does the same thing. It teaches you a sequential manner so that you improve your skill faster and accurately.



# Fear of Speaking

I want to speak English language but I'm not confident

Hi, nice to meet you, I'm Tom and You?

Digital Teacher.in

# English

## Language Lab

• Basics of grammar • Listening • Speaking • Reading • Writing • Phonetics • Soft skills

[Buy Now](#)

It is a virtual mentor to enhance English skills

Digital Teacher.in

# English Language Lab

• Basics of grammar • Listening • Speaking • Reading • Writing • Phonetics • Soft skills



# English /Digital Language Lab – How to use?

- ✓ The main purpose of the Language lab is to give free hands to the student so that without any fear and hesitations students should use the lab and improve their English skills.
- ✓ Digital Language lab is not a “Spoken English software” Speaking English is one of the components of Language lab software.
- ✓ English Language Lab enhances the overall English knowledge of the student





## English /Digital Language Lab – How to use?

- ✓ A teacher who monitored students showed less success than a teacher-less Language lab.
- ✓ Studies proved that when the teacher is monitoring the student closely then the student cannot practice freely.
- ✓ Hence language labs should be explored by students themselves under teacher guidance but not under Teacher Monitoring.



- ✓ Language labs yield excellent results, only when a student is **guided** by the teacher but **not monitored**.
- ✓ Let the student **explore the software freely** as they like.
- ✓ Remember that, no one taught using smartphones to children and they are good at using the smartphone features far better than many adults.
- ✓ They **learn by exploring** various options.
- ✓ Similarly, let the student explore the software and learn themselves.



- ✓ As a **teacher**, tell them the importance of English in their life and **guide them on how to use the Lab**, and hand over the software to them.
- ✓ The **teacher's** role should be limited to **guiding** the usage of the software.
- ✓ If the teacher starts monitoring, seeing into student's Screen, and listening to what student is speaking, etc. it will increase student's fear for English more.





**Digital Teacher Language Lab**  
is designed in such a way that  
**Anyone can Easily Explore the Software.**

## **NOTE: We strongly recommend NOT to use Screen monitoring software in Labs**

- ✓ If you really want to Monitor, Veyon is a free and open-source software for monitoring and controlling computers across multiple platforms.
- ✓ Monitoring student computer screen is not a feature of any Language lab. It's an additional software used. Many software are available to monitor the systems in the lab i.e. <https://veyon.io/en/>



# Why Digital Teacher English Language Lab?

- ✓ We have **Designed** a lab as per their instructions and customized examples and scenarios **as per the Standards of Learners in India.**
- ✓ This software is specifically **Designed for learners in India.**





Digital Teacher.in

# English

## Language Lab

• Basics of grammar • Listening • Speaking • Reading • Writing • Phonetics • Soft skills

Developed as per the  
 “CEFR (Common European  
 Framework of Reference)”  
 and Cambridge English  
 Teaching Framework under  
 guidance of Cambridge  
 English Trainer

# English

## Language Lab



• Basics of grammar • Listening • Speaking • Reading • Writing • Phonetics • Soft skills

## About English Language Lab



- ✓ Digital Teacher English Language Lab not only enhances vocabulary, but also focuses on the finer shades of language like:

**Grammar**

**Pronunciation**

**Modulation**

**Phonetics**

**MTI**

**Intonation**

**Syllabic  
Division**

Not only  
**ENHANCE**



# English

## Language Lab



• Basics of grammar • Listening • Speaking • Reading • Writing • Phonetics • Soft skills

## About

# English Language Lab



- ✓ Learners learn without any fear or embarrassment which helps build their confidence and proficiency in the language.

# English Language Lab

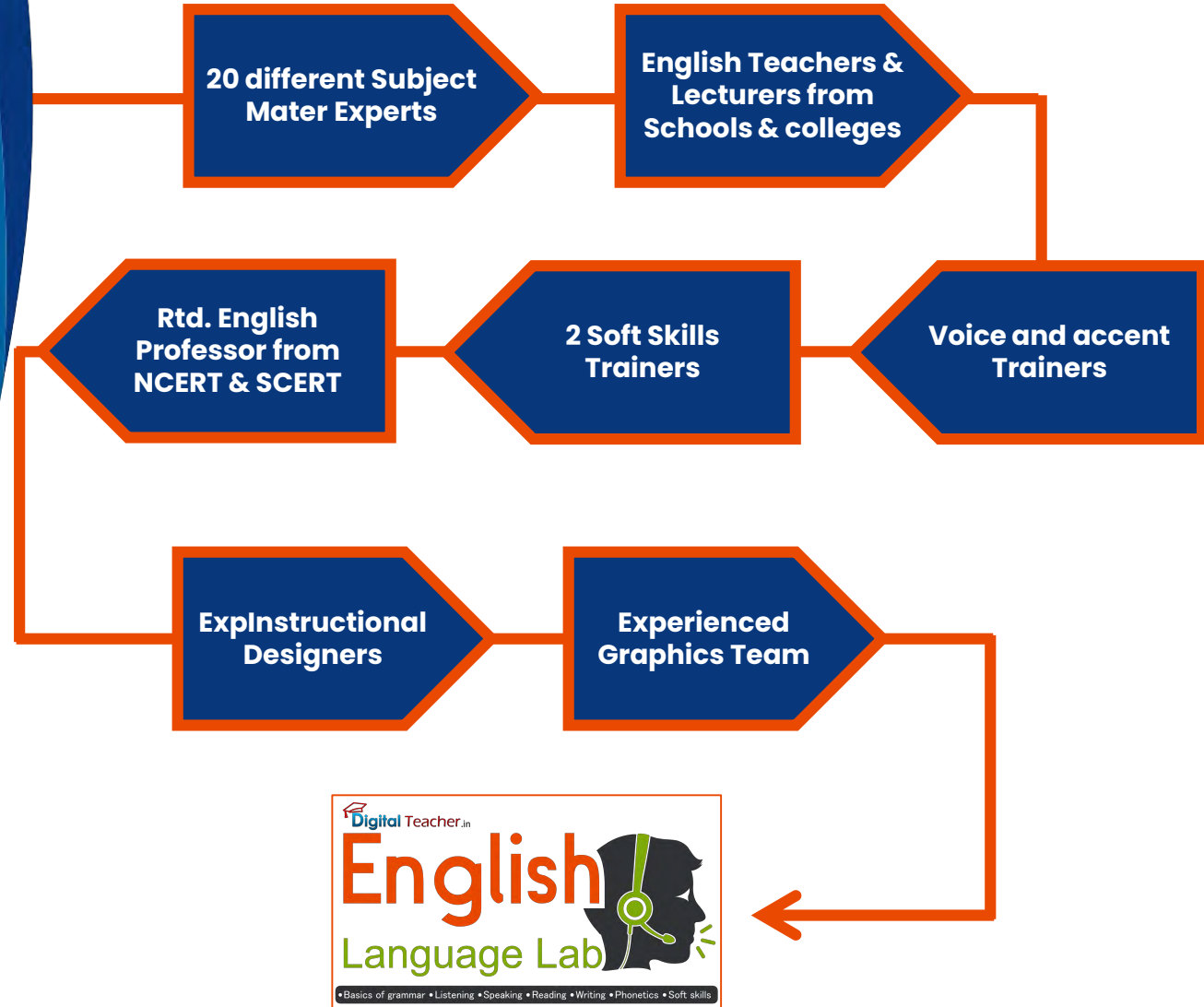


• Basics of grammar • Listening • Speaking • Reading • Writing • Phonetics • Soft skills

## About English Language Lab



### Team Involved in the Development





# English Language Lab

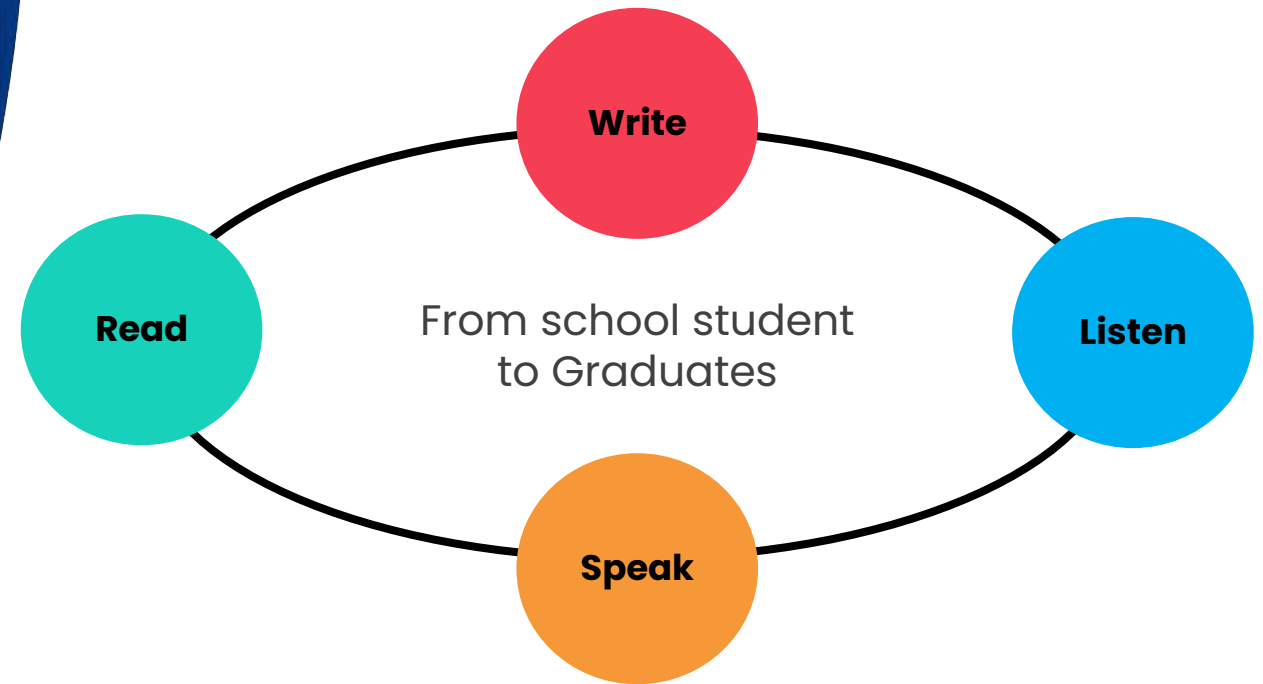


• Basics of grammar • Listening • Speaking • Reading • Writing • Phonetics • Soft skills

## About English Language Lab



- ✓ The Labs covers every aspect that needs to read, write, listen and effective speaking from school student to graduates.



# English Language Lab



• Basics of grammar • Listening • Speaking • Reading • Writing • Phonetics • Soft skills

## About English Language Lab

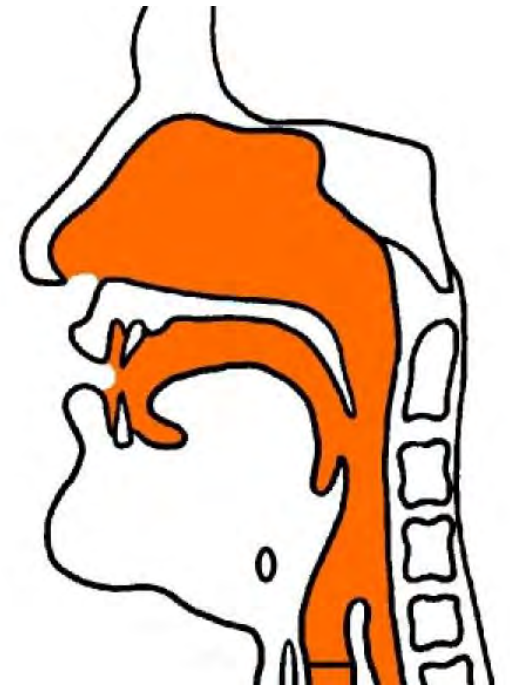


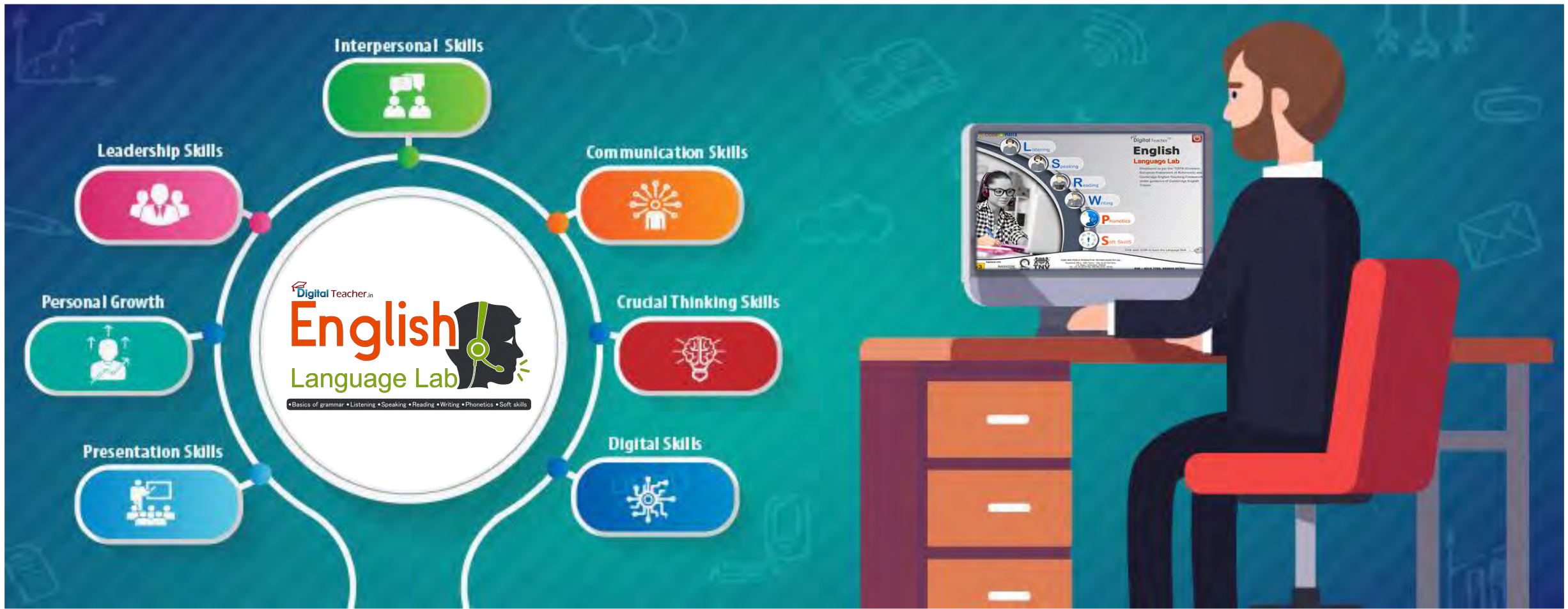
- ✓ English Lab also covers **Phonetics** extensively and **Vocabulary Builder** which has more than 5000 general and engineering vocabulary .



/phonetics/

5000 General &  
Engineering Vocabulary





✓ **English Language Lab** also covers **Soft Skills** i.e. self-skills, Presentation skills, Communication skills, Group discussion skills and Interview skills.

Digital Teacher.in

# English Language Lab

• Basics of grammar • Listening • Speaking • Reading • Writing • Phonetics • Soft skills

## About

# English Language Lab

435 to 450  
Class room  
Sessions to complete

- ✓ It requires around 435 to 450 class room sessions to complete the learning cycle from start to end.  
(Each session around 30 Minutes)



 **Digital Teacher.in**

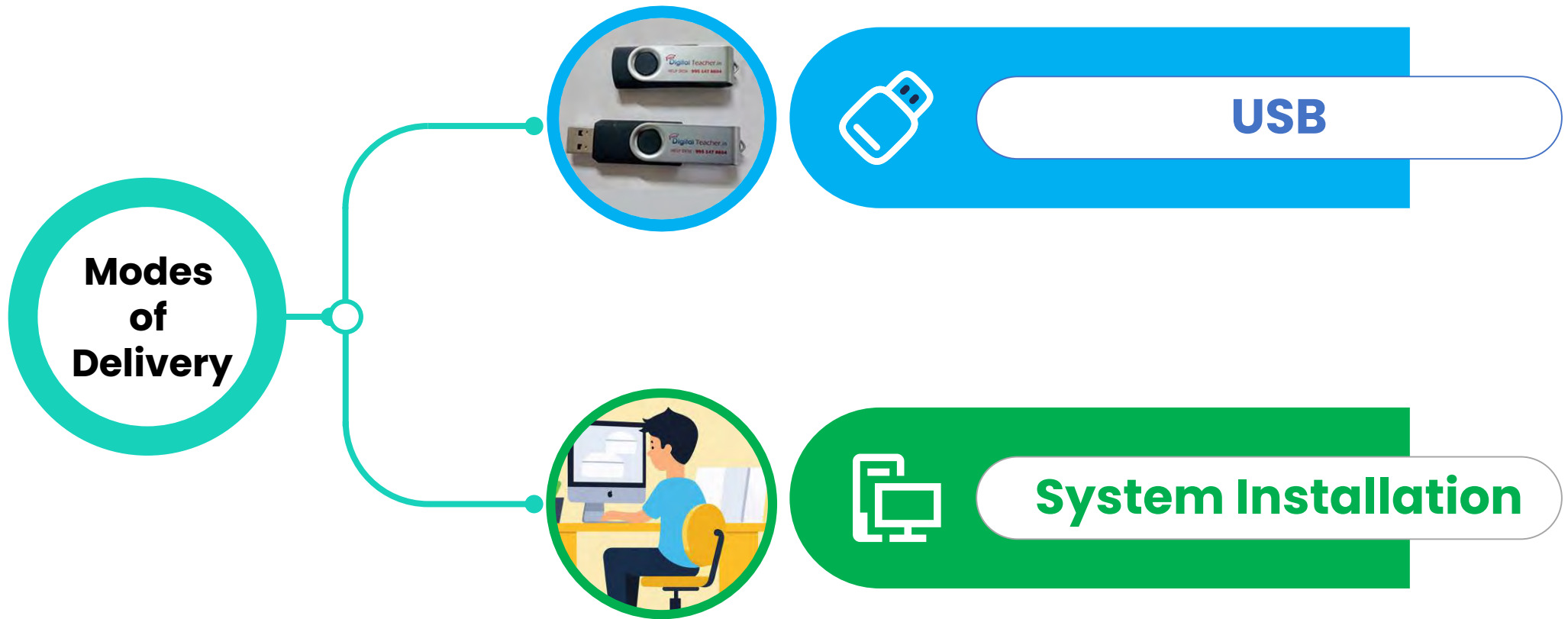
# English

## Language Lab



• Basics of grammar • Listening • Speaking • Reading • Writing • Phonetics • Soft skills

# Modes of Delivery



The background of the slide features a photograph of several students in a computer lab, viewed from a side profile. They are seated at desks with multiple computer monitors. The image is overlaid with a semi-transparent blue filter. On the left side, there is a dark blue vertical bar with a white curved shape at the top and bottom. A white rectangular box is centered on the page, containing the title text.

# **English Language Lab Technical Specifications**

---

# Technical Specifications



- ✓ The software, Digital Teacher English Language Lab is capable of being installed on desktops, laptops, and in any Windows-based operating systems.

Digital Teacher.in

# English

## Language Lab



• Basics of grammar • Listening • Speaking • Reading • Writing • Phonetics • Soft skills



- ✓ Language lab is developed as per CEFR refereed standards i.e. syllabus is divided as per A1, A2, B1, B2, C1, and C2 standards



# Technical Specifications

Digital Teacher.in

# English

## Language Lab



• Basics of grammar • Listening • Speaking • Reading • Writing • Phonetics • Soft skills

# Technical Specifications

- ✓ The content has activities, and exercises, and is loaded with audio-video samples.
- ✓ The main purpose of the Language lab is for self-practice for students, hence user interface is easy to navigate and does not require any Teacher or facilitator to guide or monitor the student in the learning process

The screenshot displays the 'English Language Lab' interface. At the top, it shows 'Writing/Level B2' and 'Comparing and Contrasting'. The main title is 'Comparing and Contrasting - Tables, Graphs and Charts - Practice Activity: 4'. The instruction reads: 'Study the information presented in these pie charts carefully and choose the correct answer.'

The activity features two pie charts titled 'Population of Countries of the European Union in 1998 and 2007 by percentage'. The data is as follows:

Country	1998 (%)	2007 (%)
Germany	16.6	16.6
France	12.8	12.8
United Kingdom	12.3	12.3
Italy	11.9	11.9
Spain	9.0	9.0
Poland	7.7	7.7
All other countries(21)	29.7	29.7

Two multiple-choice questions are provided:

1. The two pie charts tell us about the population in the European countries in 1998 and 2007.  
a True according to the data.  
b Incorrect according to the data.  
c Cannot be verified from the data.
2. We can say that Germany population fell and France population grew.  
a True according to the data.  
b Incorrect according to the data.  
c Cannot be verified from the data.

The interface includes a 'Digital Teacher' logo, a 'menu' button, and a 'Page 5/10' indicator at the bottom.

# Technical Specifications

The screenshot displays the 'English Language Lab' interface. At the top, it shows 'Writing/Level B2' and 'Comparing and Contrasting'. The main title is 'English Language Lab'. Below this, the activity is titled 'Comparing and Contrasting - Tables, Graphs and Charts - Practice Activity: 4'. The instruction reads: 'Study the information presented in these pie charts carefully and choose the correct answer.'

The activity features two pie charts side-by-side, both titled 'Population of Countries of the European Union in 1998 and 2007 by percentage'. The data is as follows:

Country	1998 (%)	2007 (%)
Germany	16.6	16.6
France	12.8	12.8
United Kingdom	12.3	12.3
Italy	11.9	11.9
Spain	9.0	9.0
Poland	7.7	7.7
All other countries(21)	29.7	29.7

Two multiple-choice questions are presented:

1. The two pie charts tell us about the population in the European countries in 1998 and 2007.  
a True according to the data.  
b Incorrect according to the data.  
c Cannot be verified from the data.
2. We can say that Germany population fell and France population grew.  
a True according to the data.  
b Incorrect according to the data.  
c Cannot be verified from the data.

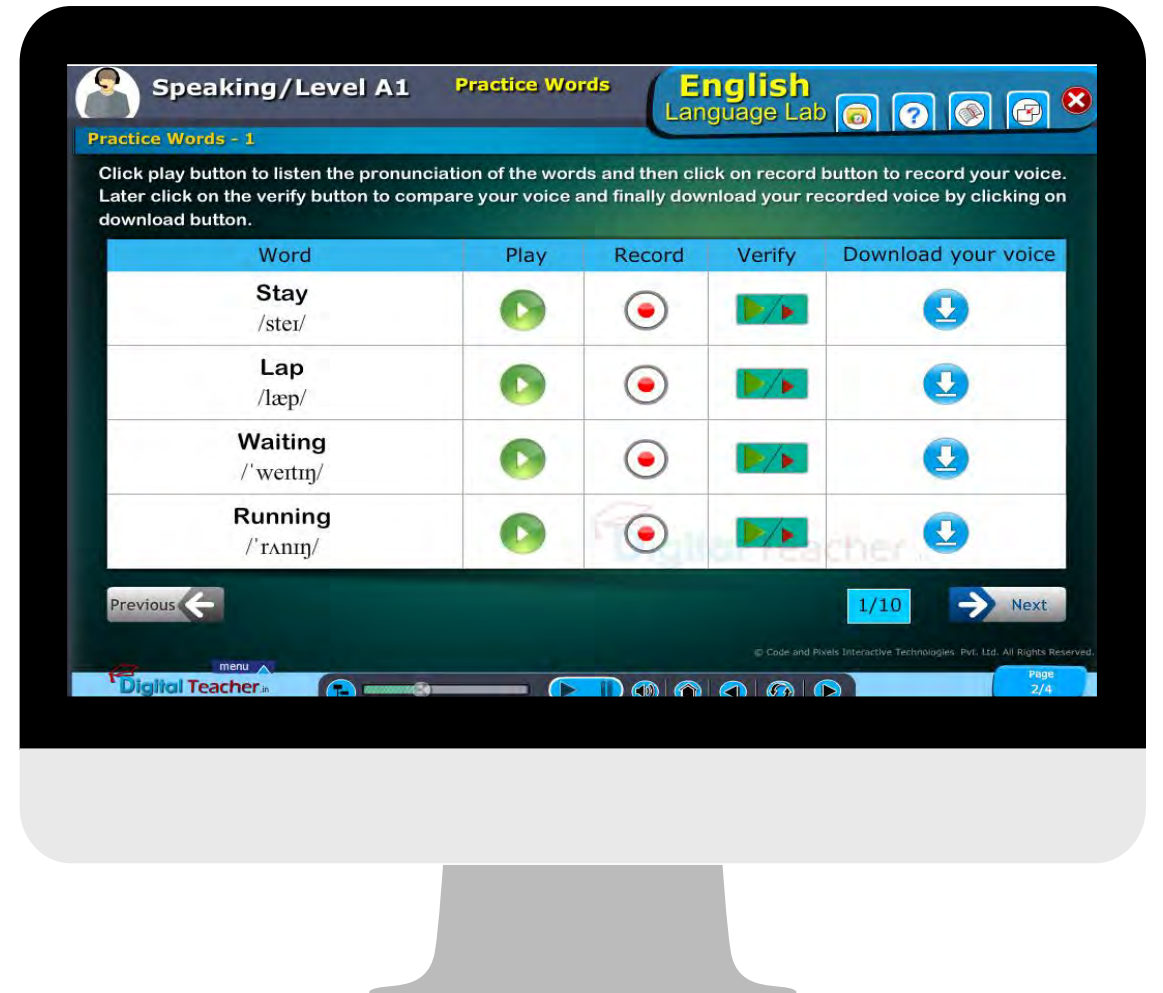
The interface includes a 'Digital Teacher' logo, a 'menu' button, and a 'Page 5/10' indicator.

- ✓ The content has activities, and exercises, and is loaded with audio-video samples.
- ✓ The main purpose of the Language lab is for self-practice for students, hence user interface is easy to navigate and does not require any Teacher or facilitator to guide or monitor the student in the learning process
- ✓ There are no limitations in usage. Students can be able to go through the module unlimited time till he/she becomes proficient in the topic
- ✓ After completion of every Course, an assessment/Quiz is available for the student to check their knowledge levels

# Technical Specifications

✓ Students can record and download the voice unlimitedly

✓ Software does not require high-configuration machines. Even **normal PCs and Laptops** should be able to handle the software without any issues



# Technical Specifications



- ✓ All levels and backgrounds of students i.e. rural students can use it easily and effectively
- ✓ Language lab has equal weightage on LSRW
- ✓ The basics of grammar is covered in a brief

- ✓ Graphic-Rich content to be used to explain concepts to students
- ✓ Indian neutral /accent-free voice is used in the Language lab



# Technical Specifications

Digital Teacher.in

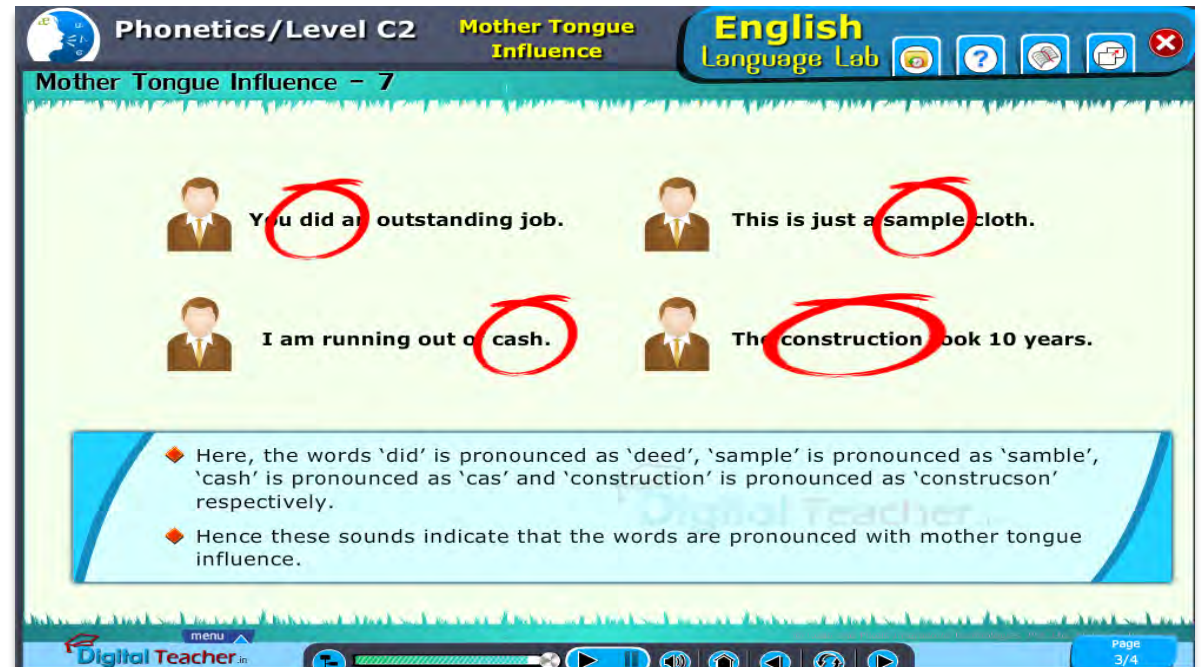
# English

Language Lab



• Basics of grammar • Listening • Speaking • Reading • Writing • Phonetics • Soft skills

- ✓ Special activities to overcome Mother Tongue Influence (MTI).



Phonetics/Level C2 Mother Tongue Influence English Language Lab

Mother Tongue Influence - 7

You did an outstanding job. This is just a sample cloth.

I am running out of cash. The construction took 10 years.

◆ Here, the words 'did' is pronounced as 'deed', 'sample' is pronounced as 'samble', 'cash' is pronounced as 'cas' and 'construction' is pronounced as 'construcson' respectively.

◆ Hence these sounds indicate that the words are pronounced with mother tongue influence.

Digital Teacher.in

menu Page 3/4

- ✓ A focus on 'Mother Tongue Influence (MTI)' to overcome pronunciation differences of consonant sounds using mouth movements.

# Technical Specifications

- ✓ Detailed coverage of phonetics
- ✓ **Reading** - covers all aspects of grammar in usage
- ✓ **Writing** - covers all discourses for CBSE and state board
- ✓ **Editing** - explores grammatical accuracy
- ✓ **Listening** - provides exposure to a variety of text
- ✓ Assessments
- ✓ Well-graded content
- ✓ Situational Approach
- ✓ Well-guided practice activities
- ✓ Learner-centric activity
- ✓ Academic vocabulary



# Technical Specifications

- ✓ English Lab has 5000+ words/vocabulary (8 levels) with picture representation which helps the students in learning new words



/phonetics/



5000 General & Engineering Vocabulary

# Technical Specifications

Digital Teacher.in

# English

## Language Lab

• Basics of grammar • Listening • Speaking • Reading • Writing • Phonetics • So



# Technical Specifications

The screenshot shows the 'Listening/Level C1' section of the English Language Lab. The title is 'Speech: Practice Activity: 1'. The instructions are: 'Listen to the speech carefully and answer the following multiple choice questions. Click submit button to verify your answers.' The main area features a cartoon boy wearing headphones and a large speaker icon with sound waves. The 'Digital Teacher' logo is visible in the background. The bottom navigation bar includes a menu, a progress bar, and page number 'Page 2/4'.

The screenshot shows the 'Speaking/Level A2' section of the English Language Lab. The title is 'Self-introduction - Practice Activity: 1'. The instructions are: 'Now, imagine yourself as Rahul and record the below given dialogues by pressing the record button. Click play button to listen your voice.' Below the instructions is a table with four columns: 'Topic', 'Record', 'Play', and 'Download your voice'. The 'Topic' column contains 'Self-introduction'. The 'Record' column has a red record button, the 'Play' column has a green play button, and the 'Download your voice' column has a blue download button. Below the table are buttons for 'Ref. Audio' and 'Ref. Audio Script'. The bottom navigation bar includes a menu, a progress bar, and page number 'Page 3/18'.

Topic	Record	Play	Download your voice
Self-introduction			

- ✓ **Pre-Recorded Lessons** are made available to students by experts with good-quality graphics
- ✓ Students can listen to and repeat after the model track to practice common everyday situations and conversations & dialogues while their voices are recorded








# Technical Specifications

 Digital Teacher.in

**English**  
Language Lab 

• Basics of grammar • Listening • Speaking • Reading • Writing • Phonetics • Soft skills

## Digital Teacher Language lab focuses on

-  **Fluency:** To improve fluency Audio/Visual applications based on stress, intonation and modulation are practiced.
-  **Speech Sounds:** Pronunciation of consonants and vowel sounds made easy with correct syllabic division and stress patterns.
-  **Intonation:** Improving the knowledge of English by mastering variations in volume, pitch, speed, and stress.
-  **3000+** To improve fluency Audio/Visual applications based on stress, intonation and modulation are practiced.
-  **Phonetics:** To improve fluency Audio/Visual applications based on stress, intonation and modulation are practiced.
-  **Modulation:** To improve fluency Audio/Visual applications based on stress, intonation and modulation are practiced.
-  **Pronunciation, Syllabic division:** Almost 3000+ syllabic words are used from Monosyllabic to Hexa syllabic.

## Client – Server Environment **issues**

Client Server means, Software will be loaded in Server and all the Clients/Computers attached to server can access the software

1. We have Both Client server and standalone and USB solutions with us
2. If dedicated hardware administrator is not available with in the school Lab, then it is better to go for individual installation
3. Lets assume A schools has Lab with server and 50 computers connected to it.
  - i. If server or Main CPU is down, all the connected 50 systems will not be able to use Language Lab.
  - ii. If switch or network cables has some issue, then no system will be able to run language lab
  - iii. If software is loaded individually, then if one system has issue, 49 systems will continue working.



***We will suggest for Individual System Installation, Instead of Client –Server installation.***

# Features of English Language Labs


---

# Why Digital Teacher English Language Lab?

An approach to teaching English as a skill. The structured approach takes at the language lab and learning takes place through an organized process of gradual learning.



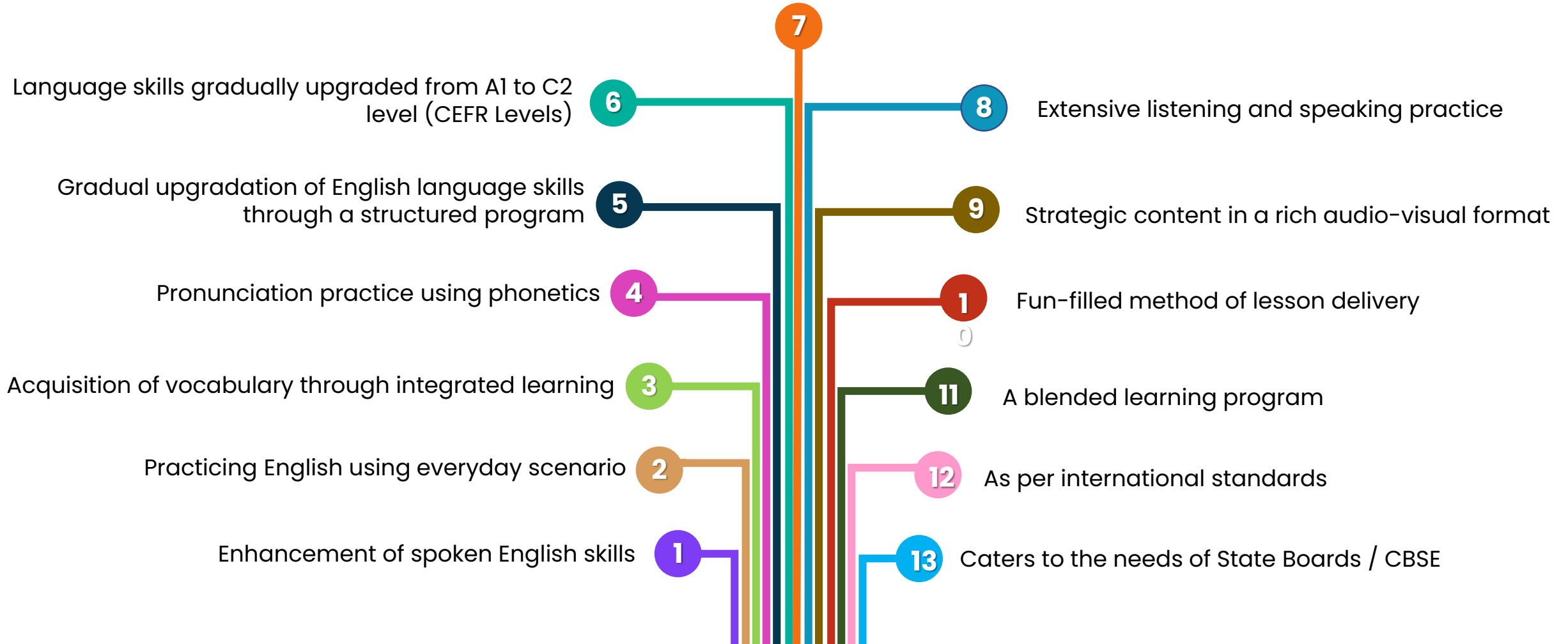
## Why Digital Teacher English Language Lab?



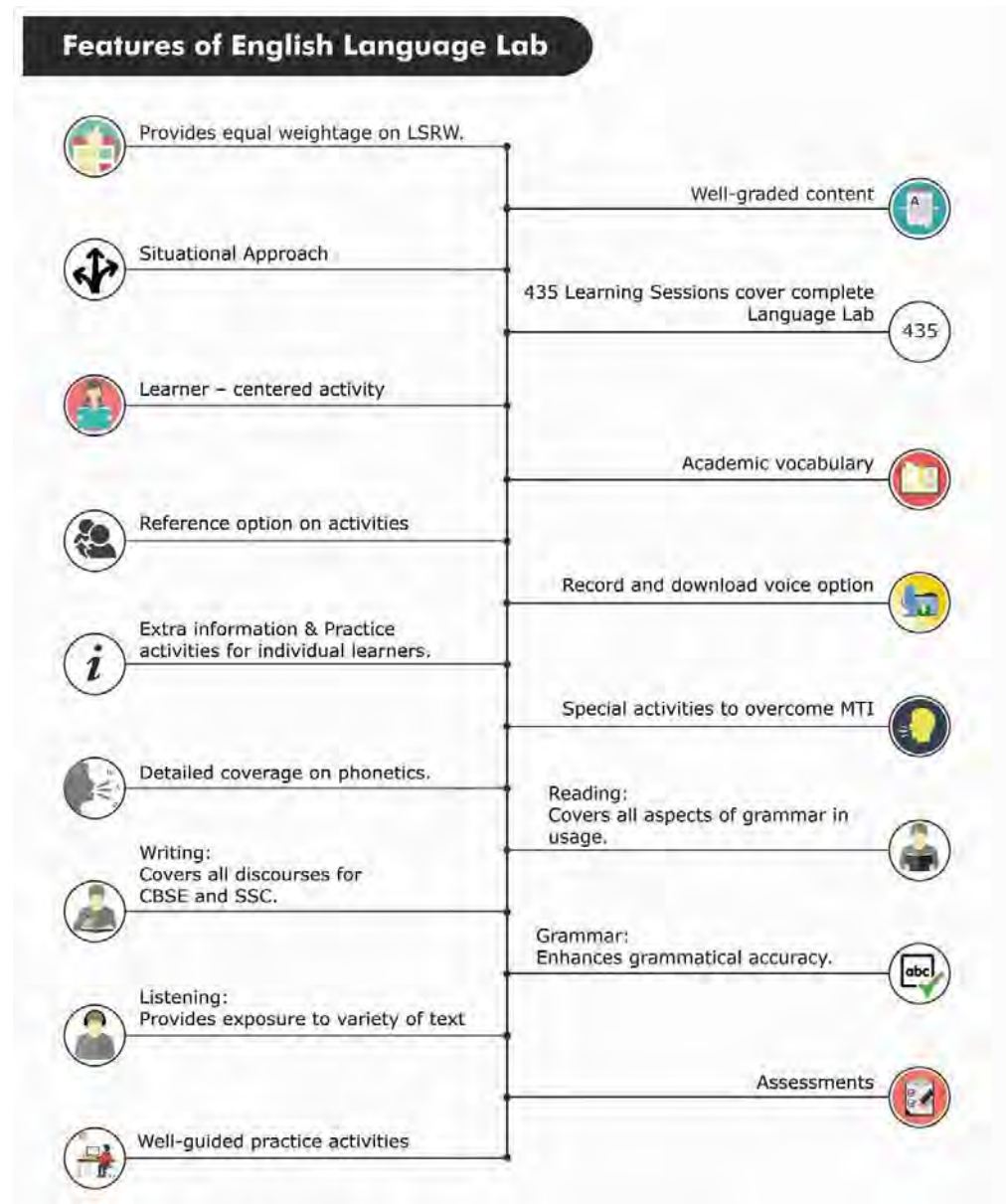
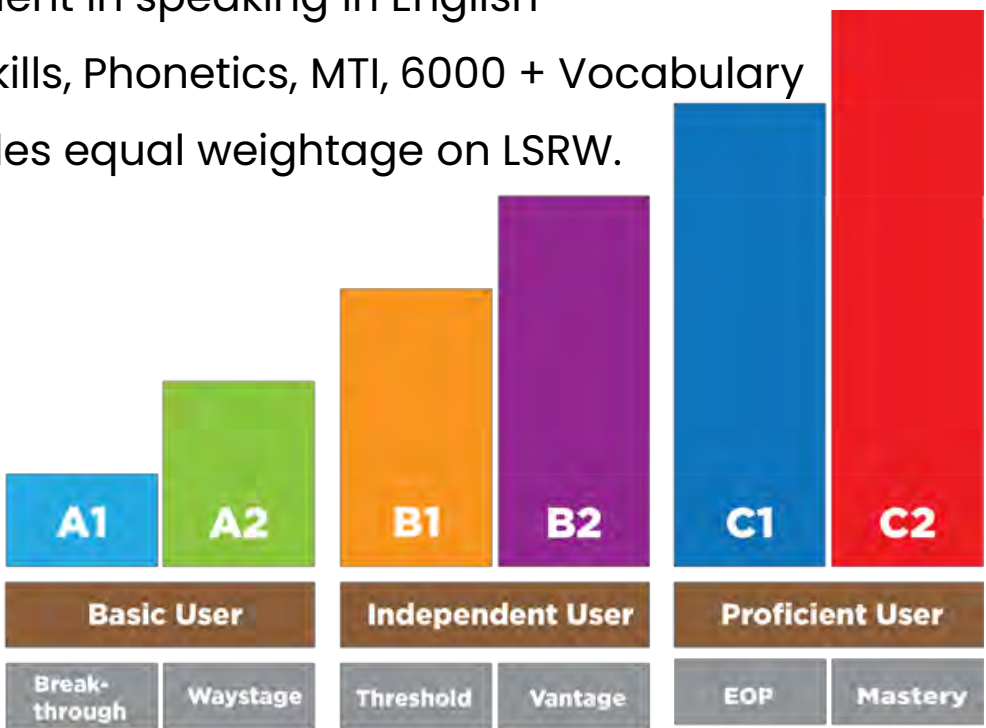
- ✓ The system ensures a stress free environment with high quality digital content. The software allows learners a private environment for self-paced practice.
- ✓ All international language programmers and tests, including the parameters set by CBSE follow the guide lines set by ALTE.
- ✓ Keeping the importance of a teacher in mind, Digital teacher Language Lab provides teacher handbook and sessions planner.

**Digital Teacher English Language Lab provides a Learner with**

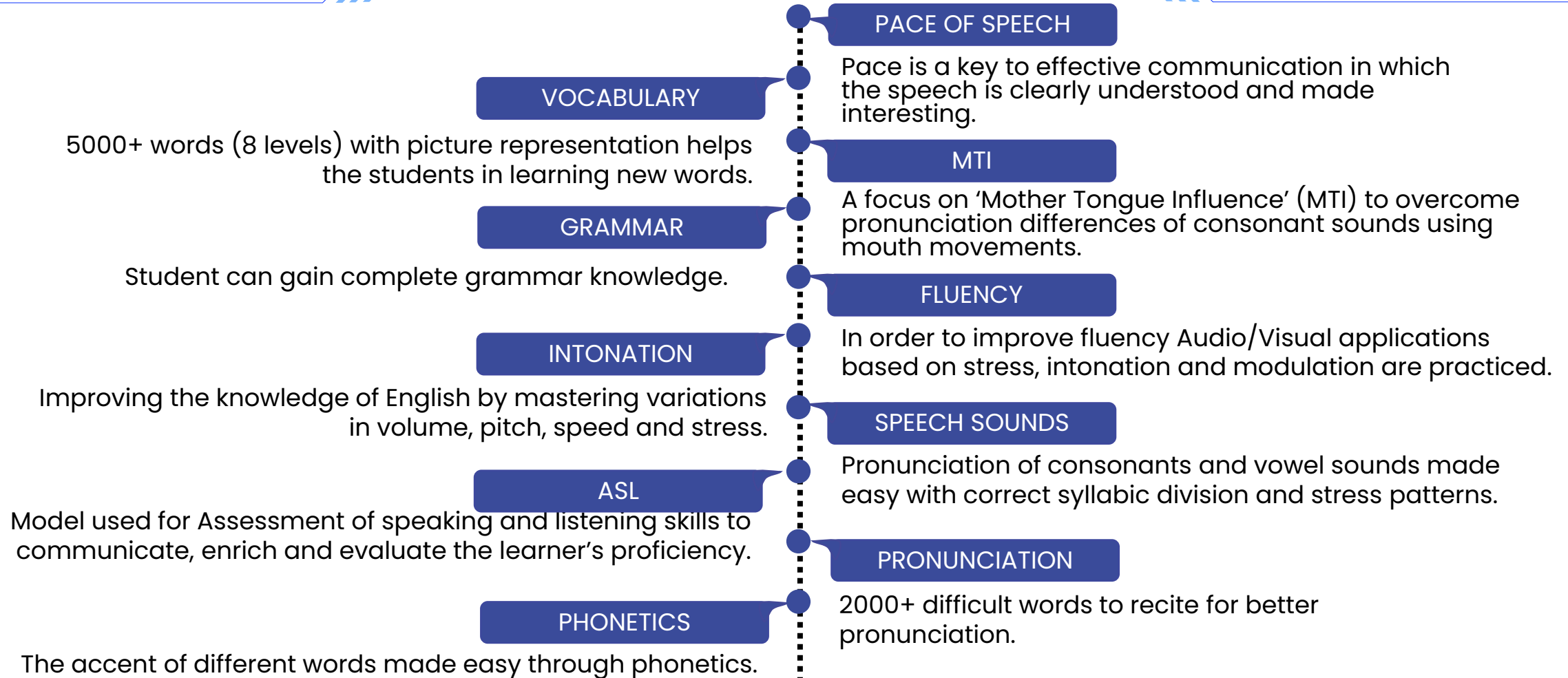
Enhancement of functional English and functional grammar



- ✓ Our curriculum is exclusively designed for below average to average students (Sections A1, A2, B1, B2)
- ✓ Section C1, C2 are for advanced learners who wants to sharpen their skills more.
- ✓ At the end of course our objective is to make them proficient in speaking in English
- ✓ Soft skills, Phonetics, MTI, 6000 + Vocabulary
- ✓ Provides equal weightage on LSRW.







**Modulation:** Modulation helps to achieve precision in pronunciation.

**Syllabic Division:** Almost 3000+ syllabic words are used from Mono syllabic to Hexa syllabic.

435 Learning Sessions cover complete Language Lab

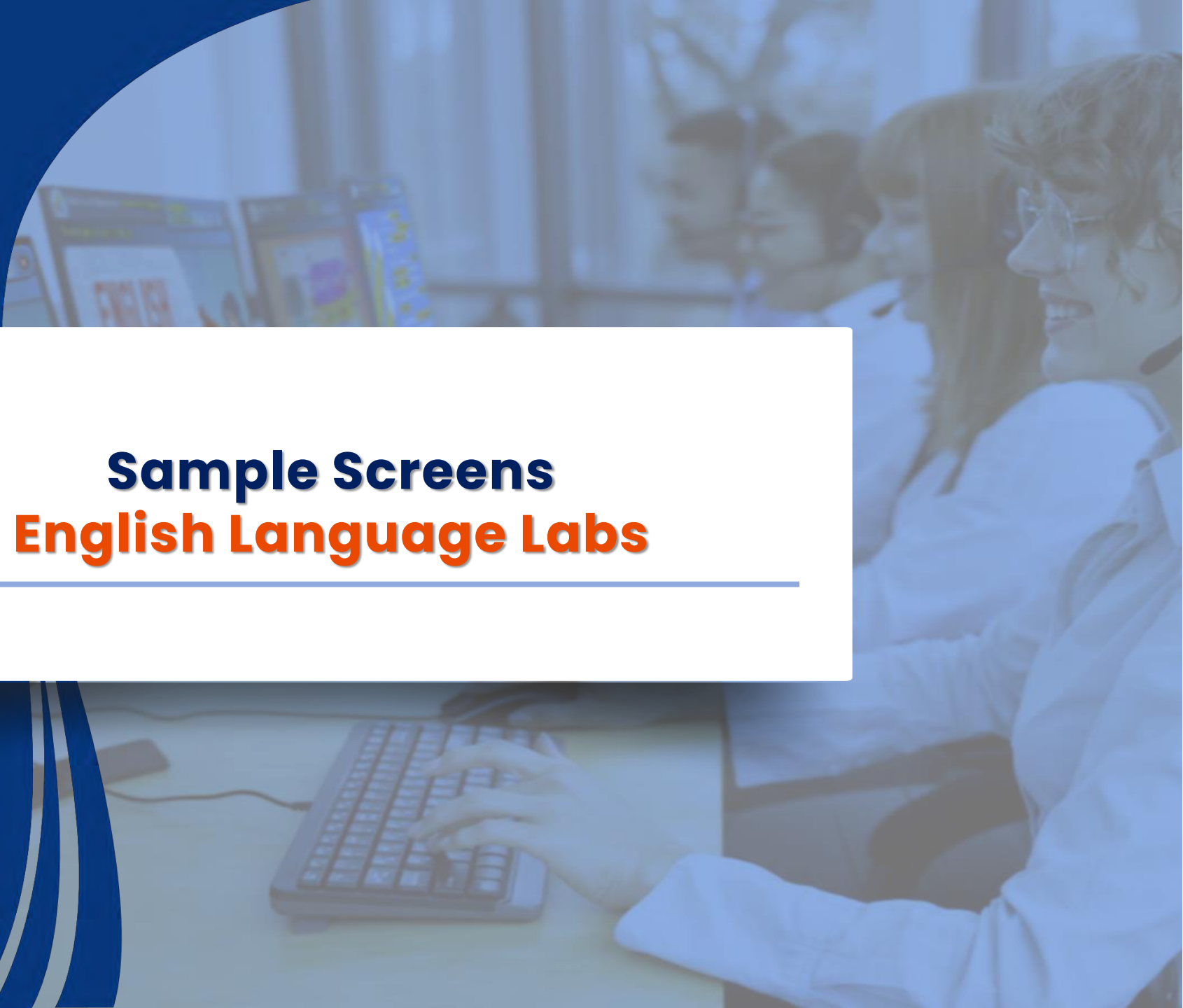
## Time lines

### Implementation Time Lines

- ✓ It is ready to install software, installation will take 5 minutes for each machine.
- ✓ In many schools 100 systems installation is completed in a day
- ✓ Language labs GUI is very very simple, any one with basic knowledge of using smart phones and computers can use the software
- ✓ 4 Hours Training in the morning and 4 hours hand holding training per school will be more than sufficient

### Time Lines for student

- ✓ To complete the Language lab it takes 435 sessions. If we assume average of 20 minutes for each session also it takes around 150 – 175 working days to complete the software.



**Sample Screens**  
**English Language Labs**

---



# Listening



### When?

- Lectures, (note-taking) tutorials, group discussions
- Brainstorming, presentations
- Q & A, instructions- induction, library, Every-day life

### Importance

- Improves speaking and pronunciation
- Develops inter-personal skills
- Receptive skill that needs active participation

### Tune in!!

- Active listening requires participation not passive reception
- Engage with the sounds & words
- Ensure you are aware of the subject before lectures.
- Read key vocabulary & do background reading
- Mental repetition, Ask for clarification
- Listen to radio, TV other media

### Issues

- Uncertain comprehension
- Speed of speech
- Familiarity with local speech (accents and vocabulary)
- Missing words /concepts/instructions
- Lack of confidence to ask for repetition



Basic



Intermediate



Mastery



Click each LEVEL icon to start the lesson.



Letters/Words: Practice Activity: 3

Listen to the audio and write the letters you hear and click submit button to verify your answers.

Audio	Letters	Result
	1. <input type="text" value="Type here"/>	
	2. <input type="text" value="Type here"/>	
	3. <input type="text" value="Type here"/>	
	4. <input type="text" value="Type here"/>	
	5. <input type="text" value="Type here"/>	

Submit

Reset



Stories: Practice Activity: 2



Listen to the following story and answer the questions that follow. (Incase of wrong attempt, drag the audio seekbar to listen the audio again to answer accurately).



1. Who is the king?

a Carrot

b Pumpkin

2. Who is the princess?

a Tomato

b Potato

3. Who came to the marriage?

a Red chili

b Cabbage



Conversation between Two Friends: Practice Activity: 4

Listen to the audio, drag and drop the respective options into their respective boxes. Click submit button to verify your answers. *(Incase of wrong attempt, drag the audio seekbar to listen the audio again to answer accurately).*



1. Raja is celebrating his  birthday.
2. Who is studying B.Sc. .
3. The function is arranged at .
4. Raja's uncle lives in .
5. Sister lives in .

Options

Madurai

Ninth


Rose Garden

Trichy

Sister

Submit

Reset





Directions: Practice Activity: 1

Listen to the given audio. Drag and drop the respective answers into the boxes. Click submit button to verify your answers. (Incase of wrong attempt, drag the audio seekbar to listen the audio again to answer accurately).

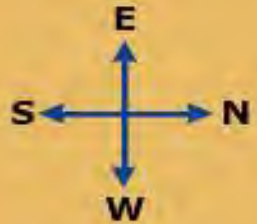


drop here

drop here

drop here

drop here



Options

bus stop      shop

ice-cream parlour      theatre

Submit

Reset







Speech: Practice Activity: 1

Listen to the speech carefully and answer the following multiple choice questions. Click submit button to verify your answers.



Digital Teacher





## When?

- Tutorials, seminars, presentations
- Q & A in lectures
- One-to-one sessions (personal tutor, doctor, employer etc.)
- Class group discussions, Group task work

## Importance

- Most obvious skill
- Most interactive skill
- Develops understanding through communication
- Develops inter-personal skills (team working)
- Used in assessment

Take every opportunity to speak

- Ask questions!
- Use Academic Skills resources (presentation space)
- Observe native speakers
- Repeat, Ask for clarification

## Issues

- Lack of confidence
- Uncertain about -timing/vocabulary/interaction
- Decoding of non-verbal information
- Lack of knowledge of presentation skills



Basic

A1

A2



Intermediate

B1

B2



Mastery

C1

C2

Click each LEVEL icon to start the lesson.



Practice Words - 1


Click play button to listen the pronunciation of the words and then click on record button to record your voice. Later click on the verify button to compare your voice and finally download your recorded voice by clicking on download button.


Word	Play	Record	Verify	Download your voice
<b>Stay</b> /steɪ/				
<b>Lap</b> /læp/				
<b>Waiting</b> /'weɪtɪŋ/				
<b>Running</b> /'rʌnɪŋ/				

Previous

1/10

Next





Self-introduction

My father is Mr. Pratap and he is an engineer.

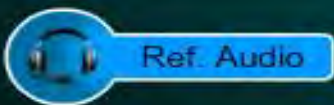




Self-introduction – Practice Activity: 1

Now, imagine yourself as Rahul and record the below given dialogues by pressing the record button. Click play button to listen your voice.

Topic	Record	Play	Download your voice
Self-introduction			





## Conversation with Uncle – Practice Activity: 1

Imagine yourself as 'uncle', click play button to listen Pradeep's dialogues and record the uncle's dialogues by pressing the record button. Click on sequential playback button to listen the complete conversation.

S.No	Dialogue	Action
1	Pradeep: Hello, uncle.	
	Uncle: Hi, Pradeep. What brings you here?	
2	Pradeep: Actually, dad asked me to hand over this letter to you.	
	Uncle: Is it? Please come in. So, how are your studies going on?	
	Pradeep: I am doing well, uncle.	



menu





## Conversation with Uncle – Practice Activity: 1

Imagine yourself as 'uncle', click play button to listen Pradeep's dialogues and record the uncle's dialogues by pressing the record button. Click on sequential playback button to listen the complete conversation.

S.No	Dialogue	Action
1	Pradeep: Hello, uncle.	
	Uncle: Hi, Pradeep. What brings you here?	
2	Pradeep: Actually, dad asked me to hand over this letter to you.	
	Uncle: Is it? Please come in. So, how are your studies going on?	
	Pradeep: I am doing well, uncle.	



menu





### When?

- Informs writing and writing style
- Develops knowledge of language structure
- Develops vocabulary (specific vocab. for subject)
- Register and purpose

### Reading is an active skill

- Improve your speed
- Read smart
- Read for gist/skim
- Read for specific information
- Do not stop to look up every word-decode from the text
- Use tools to help develop vocabulary (textual and on-line)

### Issues

- Speed
- Decoding new words
- Vocabulary
- Comprehension
- Relevance
- Volume (in study)



Click each LEVEL icon to start the lesson.







Phonic Drill Words with /æ/ Sound (Letter 'a')





## Re-arranging words – Practice Activity: 1

Rearrange the words to form a meaningful sentence by dragging and dropping the each word. Click submit button to verify yours answers.

drop here

drop here

drop here

drop here

drop here

drop here

drop here

Options

many

hours

a

in

How

?

day

Submit


Reset





## Practice Activity-3: Internet Safety

Read the passage carefully and state whether the following statements are true or false. Click submit button to verify your answers.



Click to read Passage

1. The author says, one has to be careful with the internet because nobody can put anything on the internet.  
 True  False
2. Twenty years ago, kids in school had never even heard of the internet.  
 True  False
3. A network is two or more computers connected together so that information can be shared, or sent from one computer to another.  
 True  False
4. The word 'Resource' means examine in the passage.  
 True  False

Submit

Reset






## C1: Assessment

6 / 13

Timer: 12 / 200 Sec


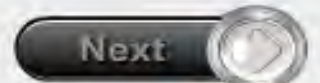
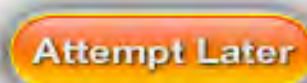



Read the given article and answer the following questions.



Have you ever imagined what the world must look like to hummingbirds as they zoom about at speeds of up to 60 miles per hour? According to new evidence on the way the hummingbird brain processes visual signals reported in Current Biology on January 5, you can't. That's because a key area of the hummingbird's brain processes motion in a unique and unexpected way. In all four-limbed vertebrates studied to date, most of the neurons in this [motion-detecting] brain area are tuned to detect motion coming from behind, such as would occur for an impending collision or when being attacked from behind by a predator," says Douglas Altshuler of the University of British Columbia. "We found that this brain area responds very differently in hummingbirds. Instead of most neurons being tuned to back-to-front motion, almost every neuron we found was tuned to a different direction. We also found that these neurons were most responsive to very fast motion."

Statements	Options	Results
01. Which of the following is TRUE according to the passage? a) Go fast    b) They are very slow    c) They run abnormally	( )	
02. What happens to the neurons in humming bird? a) Tuned to back to front motion    b) Tuned to different direction    c) Tuned to front to back motion	( )	
03. Lentiformis mesencephalic is related to which area in birds? a) Heart    b) Nervous system    c) Brain	( )	





Level - V

Cry



**Cry**

The child is **crying**.



**Sob**

The child's mother is **sobbing** on his disappearance.



**Bawl**

The girl began **bawling** after seeing a wolf.



**Weep**

Old Lady is **weeping** on the road.



**Wail**

The Fox is **wailing** in the night.



**Howl**

Dogs **howl** at night on the streets.



## When?

- Coursework
- Exams, Lectures, Tutorials
- Group work, Presentations

## Importance

- Main method of assessment
- Strict methods and conventions in academic writing
- Various formats/styles/functions depending on subject area
- Essential skill for exams, Errors more obvious

## Use Learning Development Group resources (classes/appointments/work space) for support

- Engage in the process of writing for academic purposes – study skills, time management
- Be aware of academic conventions (student handbook, referencing guide, library resources)
- Disclose learning needs i.e. Dyslexia for further support

## Issues

- Lack of knowledge of key language structures, word, sentence, paragraph, text
- Differences between style in native country and UK
- Register and purpose, Note-taking
- Paraphrasing, Academic conduct



Basic

A1

A2



Intermediate

B1

B2



Mastery

C1

C2





Click each LEVEL icon to start the lesson.



Activities on the Picture - Practice Activity: 6

Complete the sentence by replacing the image with it's name. Click submit button to verify the answers.

A  sat on a  . It had a piece of  in its beak.

One morning, Hari walked to  , he met a  . The Giraffe wore big  and held a  in his hand.

A  sat on a  . It had a piece of  in its beak.

One morning, Hari walked to  , he met a  . The Giraffe wore big  and held a  in his hand.

Submit

Reset





Letter Writing - 2

Greeting or salutation

Dear Kumar,

Body of the letter

I am Kushal, the boy whose puppy you saved yesterday. That was very kind of you to take the strain and help me. That was my puppy and I love it a lot. If you had not come there in time, it would have died. Even the thought of it makes me cry. I really thank you very much for saving my puppy. I will be very thankful for your timely help.

Conclusion of the letter

Thank you a lot again.

Hyderabad,  
March 14, 2015.

Heading

With love,  
Kushal.

Complementary Close

Signature





Letter Writing: Practice Activity: 1

Anil wrote a letter to his brother Ram. Ram wanted to reply that letter. Write a letter to Anil in your own words. Click reference button for sample.

Dear Anil,


---

---

---

Yours lovingly,  
Ram.

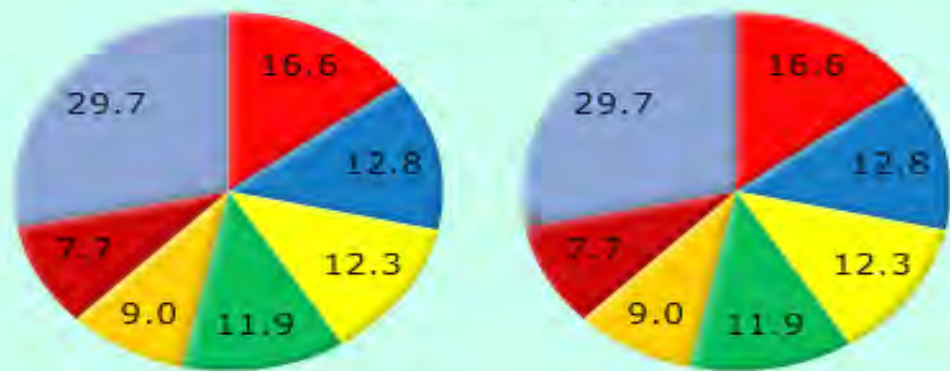
Reference



Comparing and Contrasting – Tables, Graphs and Charts – Practice Activity: 4

Study the information presented in these pie charts carefully and choose the correct answer.

**Population of Countries of the European Union in 1998 and 2007 by percentage**



- Germany
- France
- United Kingdom
- Italy
- Spain
- Poland
- All other countries(21)

1. The two pie charts tell us about the population in the European countries in 1998 and 2007.

- a** True according to the data.
- b** Incorrect according to the data.
- c** Cannot be verified from the data.

2. We can say that Germany population fell and France population grew.

- a** True according to the data.
- b** Incorrect according to the data.
- c** Cannot be verified from the data.



## Suggest the Title- Practice Activity: 1

Read the following passage and suggest a suitable title. Click submit button to verify your answers.

Once upon a time, Mercury, the god of skill, was tickled by a strange idea. He became anxious to know how human beings estimated his worth in comparison to other gods.

So, he disguised himself as a man and came to the earth. Roaming about, he came to the house of a sculptor where he saw idols of various gods, including his own.

Then he approached the sculptor and asked, "What price would you charge for the idol of Juno, the goddess of marriage?"

The sculptor replied, "two dollars".

Again, Mercury asked, "What for the idol of Jupiter, the chief of gods?"

"Five dollars", replied the sculptor.

"And how much for Mercury?" asked the god.

"Oh that. I shall give that free if you buy the other two", came the reply.

Mercury was cut to the quick and disappeared.

1

**Only Others Can Tell Your Worth**

2

**Never Pretend What You are Not**

3

**Always be Prepared for the Worst**

4

**Look Before You Leap**



## Grammatical Accuracy – Practice Activity: 2

In the following passage, some of the words are underlined. Find out the grammatical accuracy and write your answer in the boxes given below. Click submit button to verify your answers.

Tomatoes purchased at the farmers' market are almost total<sup>1</sup> different from tomatoes purchased in a grocery store. To begin with, although tomatoes from both sources would have<sup>2</sup> mostly be red, the tomatoes at the farmers' market is<sup>3</sup> a brighter red then<sup>4</sup> those at a grocery store. That don't<sup>5</sup> mean they are shinier—in fact, grocery store tomatoes are often shinier since they has<sup>6</sup> been waxed. You are likely to see great size variation in tomatoes at the farmers' market, with tomatoes ranging from only a couple in<sup>7</sup> inches across to eight inches across. By contrast, the tomatoes in a grocery store will be fairly uniform in size. All the visual differents<sup>8</sup> are interesting, will<sup>9</sup> the most important difference is the taste. The farmers' market tomatoes will be bursting with flavour from ripening on the vine in there<sup>10</sup> own time. The grocery store tomatoes are often close to flavorless. Unless you have no choice, you really should check out a farmers' market the next time you're shopping for fresh produce.



1

Type here

2

Type here

3

Type here

4

Type here

5

Type here

6

Type here

7

Type here

8

Type here

9

Type here

10

Type here

Submit

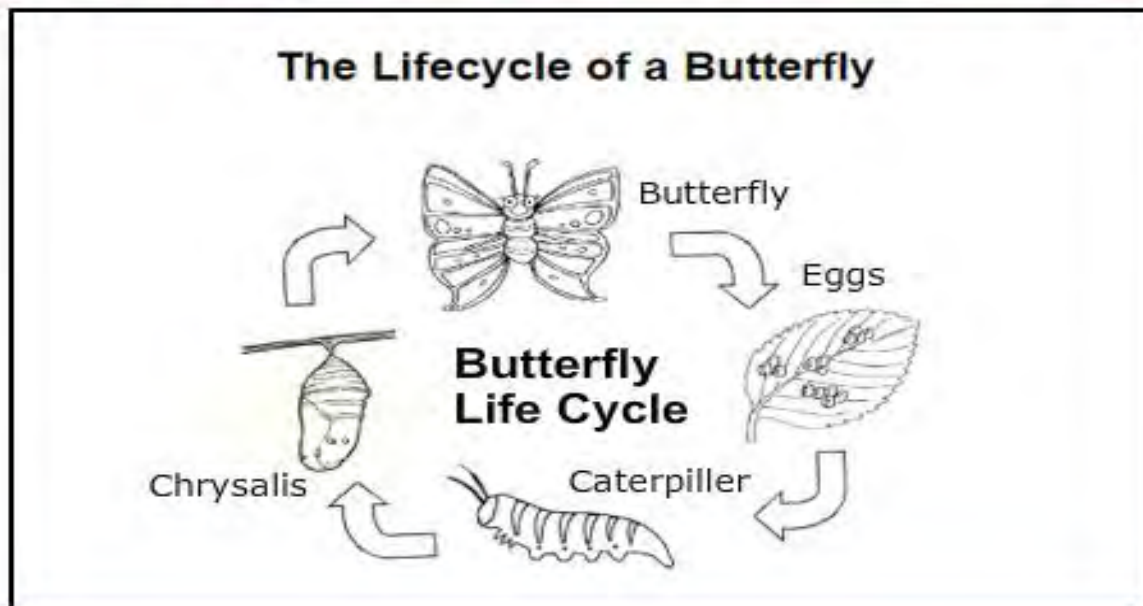
Reset





Describing a Diagram: Practice Activity: 4

Describe the 'life cycle of a butterfly' in your own words. Click reference button for your reference.



---


---

---

---

---

Reference



## Topics covered under the A1 level are:

- Introduction to phonetics, phonetic table and its usage
- Tongue and Lip movement
- Basic consonant sounds and "Role play" activities
- Monosyllabic words to recite

## Topics covered under the A2 level are:

- Voiced and unvoiced consonant sounds
- Practice activities and Disyllabic words to recite

## Topics covered under the B1 level are:

- Voiced and unvoiced consonant sounds
- Practice activities and Trisyllabic words

## Topics covered under the B2 level are:

- Introduction to vowel sounds and classification
- Vowel sounds (Pure Vowels) and practice activities on vowels
- Quadrisyllabic words

## Topics covered under the C1 level are:

- Introduction to Diphthongs
- "Role play" and "Practice" activities, Pentasyllabic words

## Topics covered under the C2 level are:

- Pronouncing Sounds, Voice modulation, Intonation and Stress
- Rhythm and Speed and Mother Tongue Influence (MTI)
- Practice activities and Hexasyllabic words



Basic

A1

A2



Intermediate

B1

B2



Mastery

C1

C2

Click each LEVEL icon to start the lesson.



Phonetic Table



Vowel sounds:

Diphthongs:

ə	ʌ	ɒ	æ
a:	ɜ:	ɔ:	ɪ
i:	ʊ	u:	e


ɪə	eə	əʊ	aʊ
eɪ	ʊə	aɪ	ɔɪ

Consonant sounds:

b	d	f	g	h	k	l	m
n	p	r	s	t	v	w	z
ʃ	θ	tʃ	ʒ	dʒ	ð	ŋ	j

Mouseover on symbols for pronunciation

menu



Phonetic Table



Vowel sounds:

Diphthongs:

ə	ʌ	ɒ	æ
a:	ɜ:	ɔ:	ɪ
i:	ʊ	u:	e

ɪə	eə	əʊ	aʊ
eɪ	ʊə	aɪ	ɔɪ



Consonant sounds:

b	d	f	g	h	k	l	m
n	p	r	s	t	v	w	z
ʃ	θ	tʃ	ʒ	dʒ	ð	ŋ	j

Click on symbol to get sample words

menu







Phonetic Table



Vowel sounds:

ə	ʌ	ɒ	æ
a:	ɜ:	ɔ:	ɪ
i:	ʊ	u:	e

Diphthongs:

ɪə	eə	əʊ	aʊ
eɪ	ʊə	sky fine dine	ɔɪ



Consonant sounds:

b	d	f	g	h	k	l	m
n	p	r	s	t	v	w	z
ʃ	θ	tʃ	ʒ	dʒ	ð	ŋ	j

Click on respective words for pronunciation

menu





Consonant Sounds (s and z) - 1

VOICELESS

S

Stress, master, practice

PRONOUNCING [s]

1. **Smoke** a **cigar**.
2. **Simmer** the **soup**.
3. **Sid** has **seven** **sisters**.
4. The **sea** **seems** **smooth**.
5. **Cindy** was **seen** in the **city**.
6. **Sixteen** minus **six** is ten.

VOICED

Z

zero, business, phrase,

PRONOUNCING [z]

**Zero** degrees

A **dozen** **flowers**.


**Close** your **eyes** after a **busy** day.

The **puzzle** is **easy**.

There are **zebras** and **lions** at the **zoo**.

His **cousin** **comes** from New **Zealand**.





## Phonetic Chart – Consonant Sounds – 3

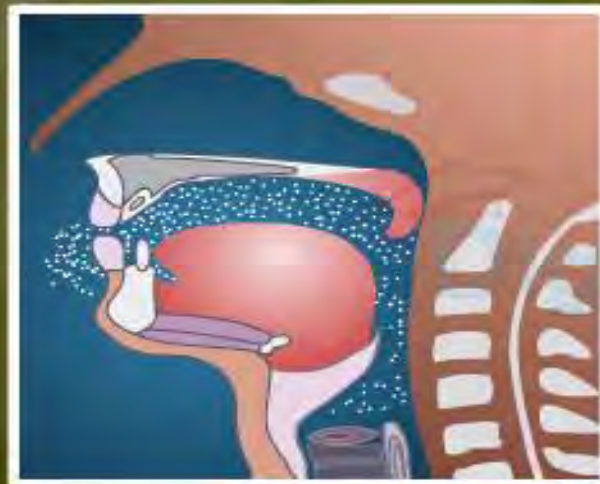


- This sound is made through the mouth and it is Unvoiced. To make this sound, we don't use vocal chords. It is defined by position of the tongue and teeth and it is a fricative sound, which is a sound made by directing a stream of air with the tongue towards the sharp edge of the teeth. In this case, we clench the teeth tightly together and put the tongue just behind the teeth restricting airflow to a narrow channel over the tongue and through the teeth, then push air through the channel and through the teeth. This is normally spelled with the letter 'S' and also spelt with the letter 'c', when followed by an 'i' or an 'e'.




### Examples:

school	/sku : l/
first	/fɜ : st/
place	/pleɪs/

### Mouth Movements



In short it is a  
"Voiceless alveolar  
fricative".





Role Play - 1



Terry missed her flight to Tucson last week.



Voice Modulation

Stress within the Sentence

I will come with you

nobody else





Voice Modulation

Stress within the Sentence

I will come with you

assurance



Digital Teacher





Voice Modulation

Stress within the Sentence

I will come **with** you

together





Voice Modulation

Stress within the Sentence

I will come with you

not go with anybody else







Mother Tongue Influence - 7



You did an outstanding job.



This is just a sample cloth.



I am running out of cash.



The construction took 10 years.

- ◆ Here, the words 'did' is pronounced as 'deed', 'sample' is pronounced as 'samble', 'cash' is pronounced as 'cas' and 'construction' is pronounced as 'construcson' respectively.
- ◆ Hence these sounds indicate that the words are pronounced with mother tongue influence.



# Soft Skills



## SELF

Introduction to  
the concept

Johari window

Importance of  
Self in  
professional role

## COMMUNICATION SKILLS

Key elements of  
communication

Communication  
barriers

Your ideas for  
yourself

Effective Listening

Body Language

## PRESENTATION SKILLS

Do's and Dont's of  
Presentation

Introduction, body,  
and conclusion

Body language and  
techniques to build  
eye contact

## GROUP DISCUSSION

How to participate  
in GD

Qualities to show

## INTERVIEW SKILLS

Purpose of resume

Resume writing tips

Presentation of  
resume

What is JAM session

Examples for GD  
and JAM



**CODE & PIXELS**

Interactive Technologies Private Limited  
An ISO 9001:2015 COMPANY

**CODE AND PIXELS INTERACTIVE TECHNOLOGIES PRIVATE LIMITED**

Registered Office, R&D Center - 266, South End Park, L.B. Nagar, Hyderabad, 500068.  
Tel: +91 40 65157705, 900 009 0702 | Email: sales@digitalteacher.in | www.codeandpixels.net



### Self Skills

### Presentation Skills

### Communication Skills

### Group Discussion Skills

### Interview Skills



Click each unit to know more.

## Soft Skills


### What is Soft skills ?

- “Soft skills” is a term used by employers to describe the personality traits and interpersonal skills required of employees to succeed in almost any job.
- In recent years, they have become more and more important to a successful professional career and recently have become a popular talking point in the media, among employers and officials.

### Why?

- “It is not good grades, but a “grounding in soft skills” that give people who went to independent schools their edge, a former public school has argued.”
- While soft skills tend to come from life experience they are something you can learn and are not always inherent.
- It is important to push your students to develop their social and soft skills, as that combined with their experience and knowledge can propel their career to its desired heights

### Objectives





### Barriers to Listening



- ◆ Hearing difficulty
- ◆ Speed of thought
- ◆ Wanting to speak
- ◆ Other things on mind
- ◆ Prejudices against the speaker
- ◆ Variant views
- ◆ Assuming what is being said
- ◆ Language problems
- ◆ Tiredness
- ◆ Undefined reactions
- ◆ Internal or external distractions
- ◆ Daydreaming
- ◆ Not interested
- ◆ Speaker's apparent inexperience
- ◆ Poor presentation skills





Tips for Effective INTERVIEW - Appearance



Appearance



← Trimmed Haircut

← Clean Shaved

← Warm Smile

← Feel of Confidence

← Formal Dress

← Firm Handshake

← Correct Body Posture

Streetwear	Casual	Business Casual	Smart Casual	Informal	Semi-Formal

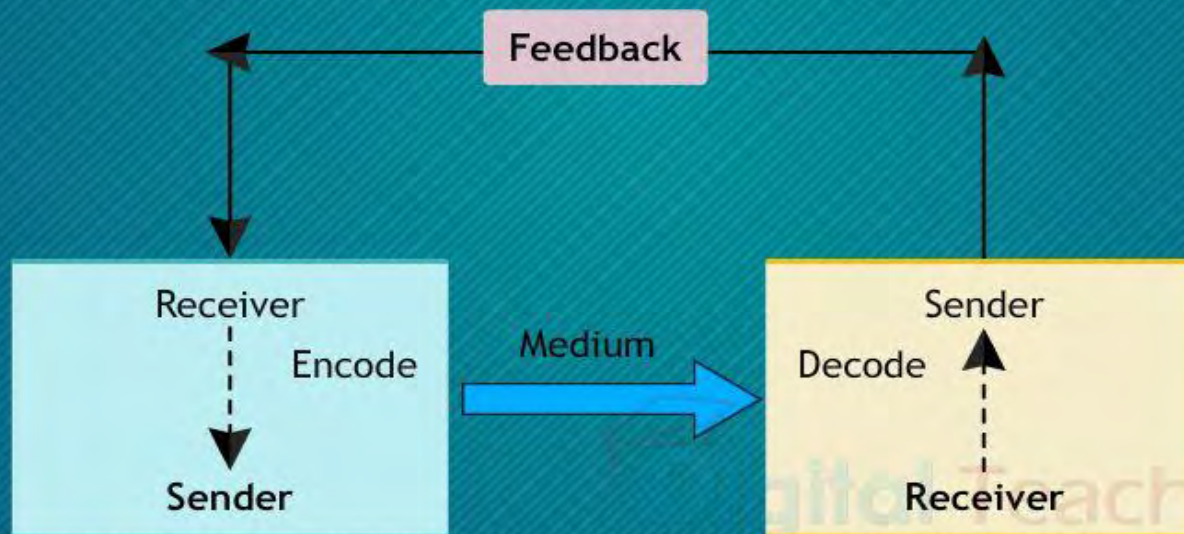




Communication - Definition

What is Communication?

Communication is the process of sending and receiving information among people...



A blue-tinted background image of a call center. Several employees are seated at desks with computer monitors, wearing headsets. The scene is brightly lit, suggesting a modern office environment. The image is partially obscured by a white rectangular box in the center and a dark blue curved shape in the top-left corner.

## **OTHER PRODUCTS**

---



**Digital Content (VI - X) (CBSE)**

**Launched 2015**

**Launched 2014**



**Digital Content (KG - X) AP/TS**

**Launched 2020**



**Digital Teacher CANVAS**



# YouTube Links



**Listening**

<http://www.englishlab.co.in/listening>)



**Speaking**

<http://www.englishlab.co.in/Speaking>



**Reading**

<http://www.englishlab.co.in/reading>



**Writing**

<http://www.englishlab.co.in/writing>



**Phonetics**

(<http://www.englishlab.co.in/phonetics>)



**Soft Skills**

(<http://www.englishlab.co.in/soft-skills>)

**We are Just  
a Call away**



**Thank You**



**Code and Pixels | Digital Teacher**

CNP Elite Tower, Plot Number 4, Door Number – 3-11-206/4

Road Number -5, Sri Shankar colony,

Seris Road, L.B Nagar , Hyderabad 500074

Tel: **90000 90702**

**e-mail: [sales@codeandpixels.net](mailto:sales@codeandpixels.net)**

**[Digitalteacher.in](http://Digitalteacher.in) | [Englishlab.co.in](http://Englishlab.co.in) | [Codeandpixels.net](http://Codeandpixels.net)**



**CODE & PIXELS**

*Interactive Technologies Private Limited*