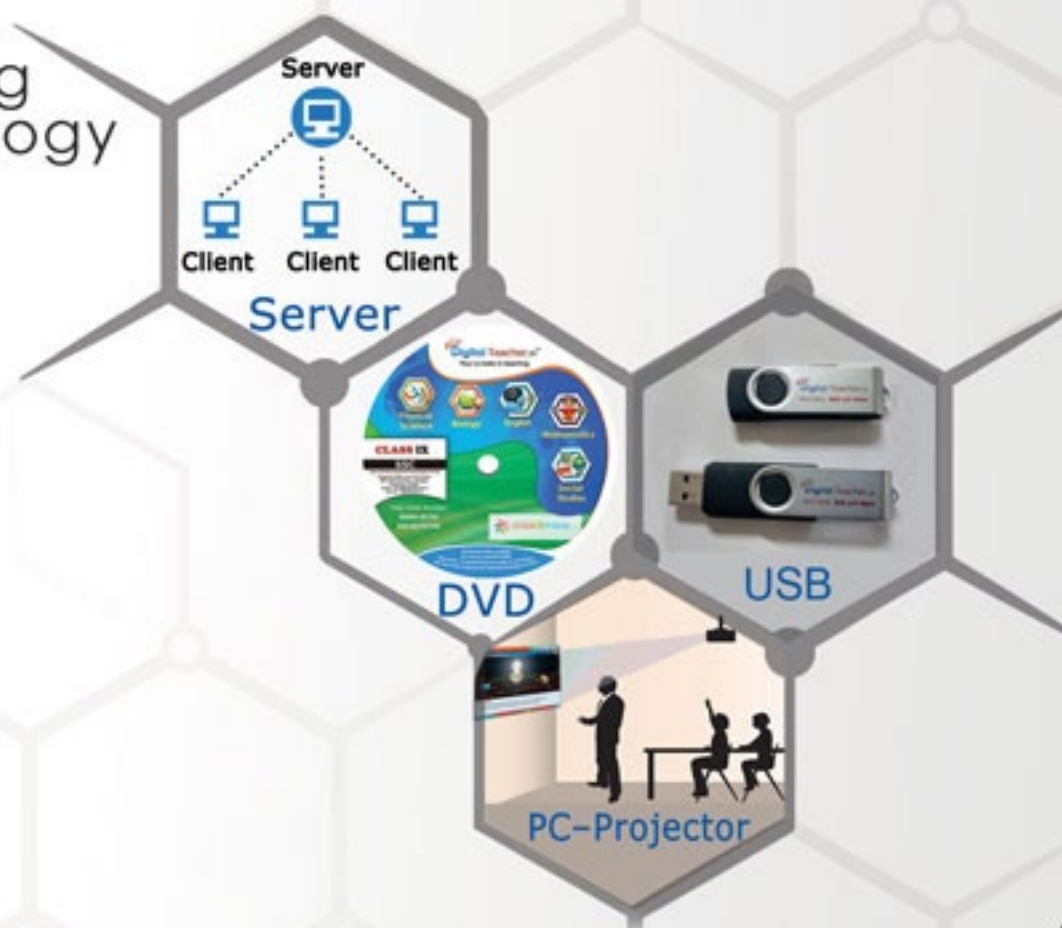


Serving 7000+ Schools



Empowering Schools & Promoting Innovation through Digital Technology



Listening



Speaking



Readng



Writing



Phonetics



Soft Skills

Digital Teacher™

English Language Lab

Developed as per the "CEFR (Common European Framework of Reference) and Cambridge English Teaching Framework under guidance of Cambridge English Trainer.

www.englishlab.co.in



Call Now

080089 33331, 096407 78661



Listening



Speaking



Readings



Writing



Phonetics



Soft Skills

Digital Teacher™

English

Language Lab

Developed as per the "CEFR (Common European Framework of Reference) and Cambridge English Teaching Framework under guidance of Cambridge English Trainer.

KEY AREAS

Digital Teacher English Language Lab not only enhances vocabulary, but also focuses on the finer shades of language like grammar, pronunciation, intonation, modulation, phonetics, MTI and syllabic division. Learners learn without any fear or embarrassment which helps build their confidence and proficiency in the language.

435 Learning Sessions cover complete Language Lab

VOCABULARY

5000+ words (8 levels) with picture representation helps the students in learning new words.

GRAMMAR

Student can gain complete grammar knowledge.

INTONATION

Improving the knowledge of English by mastering variations in volume, pitch, speed and stress.

ASL

Model used for Assessment of speaking and listening skills to communicate, enrich and evaluate the learner's proficiency.

PHONETICS

The accent of different words made easy through phonetics.

Modulation: Modulation helps to achieve precision in pronunciation.

Syllabic division: Almost 3000+ syllabic words are used from Mono syllabic to Hexa syllabic.

PACE OF SPEECH

Pace is a key to effective communication, in which the speech is clearly understood and made interesting.

MTI

A focus on 'Mother Tongue Influence' (MTI) to overcome pronunciation differences of consonant sounds using mouth movements.

FLUENCY

In order to improve fluency Audio/Visual applications based on stress, intonation and modulation are practiced.

SPEECH SOUNDS

Pronunciation of consonants and vowel sounds made easy with correct syllabic division and stress patterns.

PRONUNCIATION

2000+ difficult words to recite for better pronunciation.

SOFT SKILLS

6 hours of various topics related to soft skills are covered, i.e., Self, Communication Skills, Presentation Skills, Group Discussion and Interview Skills.

What is Lab?

- Physics Lab or Biology Lab or any lab is a place where we do experiments and practice and learn things.
- What we are taught in theory classes are practiced in Lab provides hands-on experience.
- Lab faculty guides us in performing experiments or learning process. Lab faculty corrects us we do something wrong. Lab allows us to practice until we are successful.

Lab is a place where we have different tools and materials to practice and improve our skills.




What is Language Lab?

- Similarly, a language lab is a place where we learn language.
- The way we have tools, equipment, chemicals, and specimens in our science labs, in English language Lab, we have number of tools which teach and guide us to learn and practice language.
- Language lab is the software which enhances the skills of a student Language lab teaches English and enhances ability to Listen, Speak, Read and Write.
- We haven't taken any special training to speak and understand our 'mother tongue'.
- A child listens to his mother and understands and tries to repeat the words and mother corrects the words. Mother teaches words, vocabulary and child tries to speak exactly like a mother and child pronounces wrongly then mother corrects the child. In the process, the child learns.
- Listening and Speaking are the skills which require massive practice. Everyone associated with the child speaks mother tongue which makes child to understand faster.
- Whereas in India, English is second language. It is a foreign language. We need to learn the language. Not many around us and in our society and houses speak English. So we don't get ample opportunities to listen and speak and practice.
- To improve skill in any language one must listen and speak in an order and follow the system of that language.

Fear of Speaking:

- If we were born and brought up in a society where English is first language, then we would have been experts in speaking English naturally.
- Many students don't get an opportunity to speak English.
- Writing and speaking are two different skills.
- Writing is a slow process and the brain gets time to frame words while we write. But speaking is a fast process where we don't get much time to frame words. So we need to frame words very quick while we are speaking.
- That is possible only when we practice continuously.
- We fear that we may not speak correctly. So, we don't speak in English.
- We fear that people will laugh at us if we make mistake.
- For that many experts advise us to talk in front of a mirror.
- Yes. Partially that can be done. The person who is in front of the mirror is you. The person in the mirror may not laugh at your mistakes. He may not be able to correct your mistakes. He will not be able to guide you.





- So you need to talk to a person who wouldn't laugh at you and who corrects, guides, teaches and enhances your English speaking skills.
- English language lab does the same thing. It teaches you a sequential manner so that you improve your skill faster and accurately.
- English language lab is a virtual mentor to enhance English skills.

Why a Language lab? Benefits of Language Labs.

- Language labs are becoming highly valued in schools, colleges and universities because they offer students a structured e-learning environment that is successful and reliable.
- Listening, Speaking, Reading and Writing (LSRW) are the four skills which play an important role in the acquisition of language and learning.
- English Language Lab has had a tradition of helping learners improve their English, whether for work, personal enrichment or English for Academic Purposes (EAP).
- The language lab is a very useful tool that facilitates classroom engagement and interaction via computer-based exercises and activities to maximize language immersion.
- These labs provide a very different experience from the traditional system of teaching and learning languages, offering more advanced features and functionalities.

Why Digital Teacher English Language Lab?

- CEFR (Common European Framework of Reference) and Cambridge English Teaching Framework defines how to enhance skills in English.
- We have designed a lab as per their instructions and customized examples and scenarios as per the standards of learners in India
- This software is specifically designed for learners in India
- The system ensures a stress free environment with high quality digital content.
The software allows learners a private environment for self-paced practice.
- Keeping the importance of a teacher in mind, Digital teacher Language Lab provides teacher handbook and sessions planner.

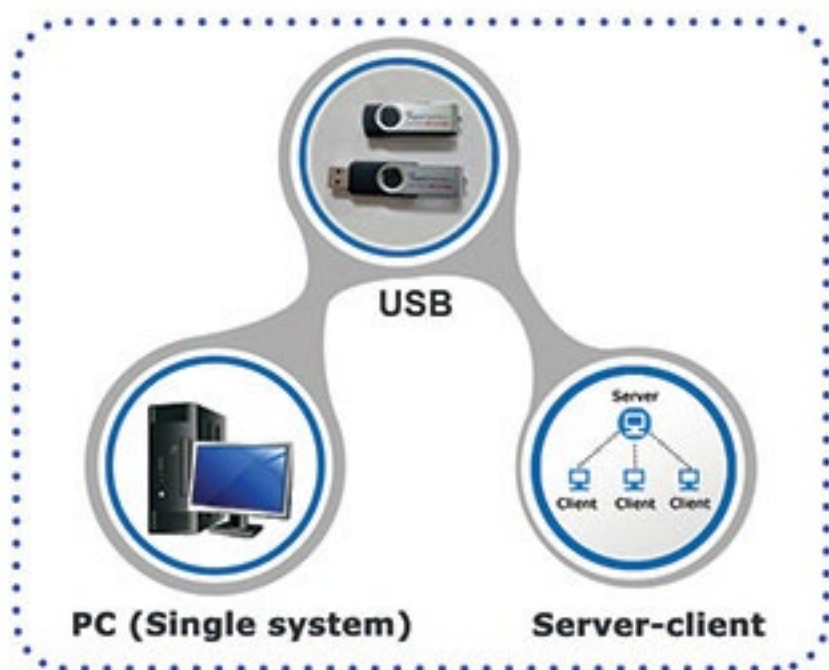
Common European Framework of Reference (CEFR)	
Basic	A1 & A2
Intermediate	B1 & B2
Mastery	C1 & C2

Blended Learning Solution

Blended learning methodology contains both ILT (Instructor Led Training) and CBT (Computer Based Training). In ILT, an Instructor interacts with the students in executing the activities whereas in CBT student can perform them alone

English Language Lab

Modes of Delivery / Distribution / Installation



1. Client-Server Technology:

Software will be installed in Server and Nodes (Systems) connected to server can access the software.

2. PC (Single system):

Software is installed in single system.

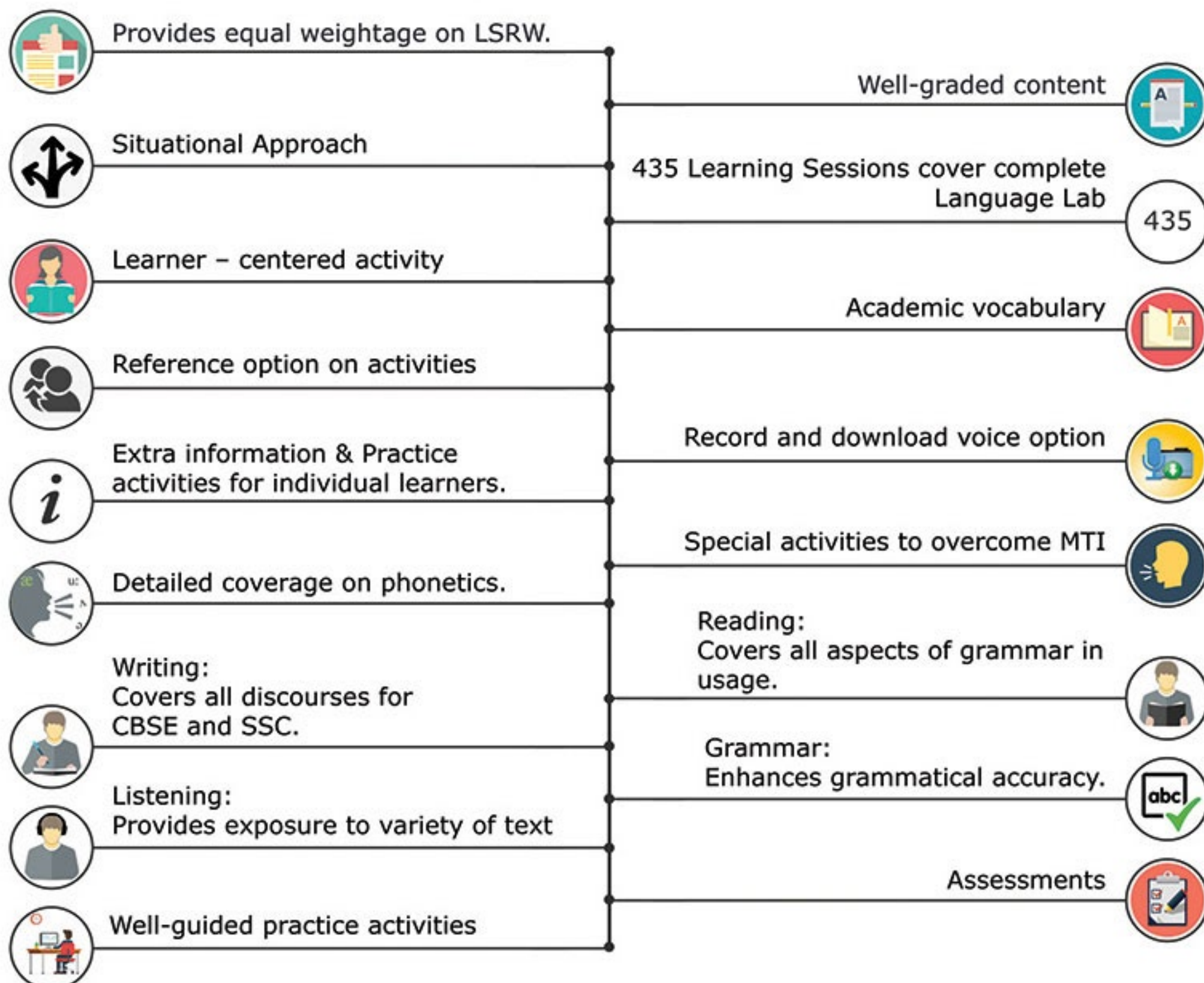
3. USB drive:

Software will be available in USB drive, and user can plug in USB and run software on any system.

- Technical support through a helpdesk
- The existing Computer Labs infrastructure can be used as Language Labs; no need for additional infrastructure
- Software works on ZERO clients and Thin clients

Hardware required : System + Headset with Mike

Features of English Language Lab





Listening

English
Language Lab



When?

- Lectures, (note-taking) tutorials, group discussions
- Brainstorming, presentations
- Q & A, instructions- induction, library, Every-day life

Importance

- Improves speaking and pronunciation
- Develops inter-personal skills
- Receptive skill that needs active participation

Tune in!!

- Active listening requires participation not passive reception
- Engage with the sounds & words
- Ensure you are aware of the subject before lectures.
- Read key vocabulary & do background reading
- Mental repetition, Ask for clarification
- Listen to radio, TV other media

Issues

- Uncertain comprehension
- Speed of speech
- Familiarity with local speech (accents and vocabulary)
- Missing words /concepts/instructions
- Lack of confidence to ask for repetition



Basic

A1

A2



Intermediate

B1

B2



Mastery

C1

C2

Click each LEVEL icon to start the lesson.



Digital Teacher.in

Listening/Level A1

English Language Lab

Activities on Letter(s) / Word(s)

Activities on Paired Letters / Words

Activities on Picture

Activities on Actions

Where is it?

Our Surroundings

Stories

Assessments

Click each unit to know more.

Listening

Objectives

1.To enable students to develop their listening skill so that they may appreciate its role in the LSRW skills approach to language and improve their pronunciation.

2.To equip students with necessary training in listening so that they can comprehend the speech of people of different backgrounds and regions.

Digital Teacher.in

Listening/Level A2

English Language Lab

Announcement

General Stories

Moral Stories

Inspirational Stories

Assessments

Click each unit to know more.

Objectives

1.To enable students to develop their listening skill so that they may appreciate its role in the LSRW skills approach to language and improve their pronunciation.

2.To equip students with necessary training in listening so that they can comprehend the speech of people of different backgrounds and regions.

Digital Teacher.in

Listening/Level B1

English Language Lab

Blood Relations

Conversations

Action Words

Parts of Speech

Directions

Speech

Assessments

Click each unit to know more.

Digital Teacher.in

Listening/Level B2

English Language Lab

Radio Talk

Form Filling

Historical Monuments

Scrambled Sentences

Describing an Activity

Summarizing a Story

Assessments

Click each unit to know more.

Digital Teacher.in

Listening/Level C1 English Language Lab

- News Bulletin
- Describing a Dish
- Identifying Synonyms & Antonyms
- Seating Arrangement
- Current Affairs
- Press Meet
- Lecture
- Speech
- Presentation
- Assessments

Listening/Level C2 English Language Lab

- Tour Experience
- Weather Report
- Debate
- Interview Board
- Movie Story
- Autobiography of Famous Personalities
- Importance of a Day
- Lecture
- Speech
- Presentation
- Assessments

Listening/Level A1 Activities on Paired Letters / Words

Paired Letters/Words: Practice Activity: 8

Listen to the audio and select the second word you hear. Click submit button to verify your answers.

Audio	Words	Result
	1. Sing / Ring / Wing	<input checked="" type="radio"/> Sing <input type="radio"/> Ring <input type="radio"/> Wing
	2. Talk / Chalk / Walk	<input checked="" type="radio"/> Talk <input type="radio"/> Chalk <input type="radio"/> Walk
	3. Pool / Cool / Tool	<input checked="" type="radio"/> Pool <input type="radio"/> Cool <input type="radio"/> Tool
	4. Bell / Well / Tell	<input checked="" type="radio"/> Bell <input type="radio"/> Well <input type="radio"/> Tell
	5. Bed / Red / Led	<input checked="" type="radio"/> Bed <input type="radio"/> Red <input type="radio"/> Led

Show Answers Reset

Listening/Level A1 Stories

Stories: Practice Activity: 3

Listen to the following story and answer the questions that follow.

1. _____ and Laxmi were playing under the mango tree.

a Ravi b Ramu

2. _____ has four puppies.

a Tommy b Brownie

3. What is the name of the kitten?

a Lucky b Snoopy

Listening/Level C2 Tour Experience

Tour Experience: Practice Activity: 2

Listen to the audio and select the appropriate answer from the given options. (Incase of wrong attempt, drag the audio seekbar to listen the audio again to answer accurately).

1. According to the narrator, who is the most important person in his life?

Mom Dad Grandpa Grandma

2. What was the feeling of the narrator when he saw his grandpa for the first time?

thief stranger relative Known person

3. Narrator compared his grandpa to which of the following professions?

doctor lawyer policeman actor

4. What is the object of grandpa that narrator use to steal?

glasses Walking stick Teeth set mobile

Listening/Level A1 Where is it?

Where is it?: Practice Activity: 1

Listen to the audio and select the appropriate picture from the given options. Click submit button to verify your answers.

S. No.	Audio	Options
1.		<input type="radio"/> <input type="radio"/>
2.		<input type="radio"/> <input type="radio"/>
3.		<input type="radio"/> <input type="radio"/>
4.		<input type="radio"/> <input type="radio"/>

Submit Reset

Listening/Level B1 Parts of Speech

Parts of Speech: Practice Activity: 3

Listen to the audio clip and find out the **verb** you hear in the sentences. Click submit button to verify your answers.

1. Type here

2. Type here

3. Type here

4. Type here

5. Type here

Submit Reset

Listening/Level C2 Importance of a Day

Importance of a Day: Practice Activity: 4

Listen to the given audio and state whether the statements are true or false. Click submit button to verify your answers. (Incase of wrong attempt, drag the audio seekbar to listen the audio again to answer accurately).

Sentence	True	False
1. We celebrate Teachers' Day on 6 th September ?	<input type="radio"/>	<input type="radio"/>
2. Dr. Sarvepalli Radhakrishnan became the President on the Death of Dr. Rajendra Prasad?	<input type="radio"/>	<input type="radio"/>
3. Teachers' Day in India is observed on the birthday of Dr. Rajendra Prasad?	<input type="radio"/>	<input type="radio"/>
4. We owe more to our teachers than we owe to even our parents?	<input type="radio"/>	<input type="radio"/>

Submit Reset



Speaking

English
Language Lab



When?

- Tutorials, seminars, presentations
- Q & A in lectures
- One-to-one sessions (personal tutor, doctor, employer etc.)
- Class group discussions, Group task work

Importance

- Most obvious skill
- Most interactive skill
- Develops understanding through communication
- Develops inter-personal skills (team working)
- Used in assessment

Take every opportunity to speak

- Ask questions!
- Use Academic Skills resources (presentation space)
- Observe native speakers
- Repeat, Ask for clarification

Issues

- Lack of confidence
- Uncertain about -timing/vocabulary/interaction
- Decoding of non-verbal information
- Lack of knowledge of presentation skills



Click each LEVEL icon to start the lesson.



Digital Teacher .in

Speaking/Level A1

English Language Lab

- Practice Words
- Vocabulary
- Vocabulary - Science
- Vocabulary - Maths
- Let us Speak - Pair Work
- Getting Ready to Speak
- Questions on Pictures
- Conversations
- Conversations at School
- Conversations at Home
- Conversations at Other Places

Speaking/Level A2

English Language Lab

- Practice Words
- Vocabulary
- Speak on a Topic
- Conversations at School
- Conversations at Home
- Conversations between Friends
- Conversations at Other Places

Click each unit to know more.

Speaking/Level B1

English Language Lab

- Practice Words
- Vocabulary
- Likes and Dislikes
- Opinion on a Topic
- Conversations at School
- Conversations at Home
- Conversations between Friends
- Conversations at Other Places

Click each unit to know more.

Speaking/Level B2

English Language Lab

- Practice Words
- Vocabulary
- Conversations between Friends
- Conversations at Other Places

Click each unit to know more.

Speaking/Level C1 English Language Lab

Practice Words

Vocabulary

Likes and Dislikes

Conversation between two friends

Conversations at Other Places

Click each unit to know more

Digital Teacher

Speaking/Level C2 English Language Lab

Practice Words

Vocabulary

Debate

Likes and Dislikes

Opinion on a Topic

Speech

Conversation between two friends

Conversations at Work Place

Conversations at Other Places

Click each unit to know more

Digital Teacher

Speaking/Level A1 Practice Words English Language Lab

Practice Words

Click play button to listen the pronunciation of the words and then click on record button to record your voice. Later click on the verify button to compare your voice and finally download your recorded voice by clicking on download button.

Word	Play	Record	Verify	Download your voice
Stay /steɪ/				
Lap /læp/				
Waiting /ˈweɪtɪŋ/				
Running /ˈrʌnɪŋ/				

Previous 1/10 Next

Digital Teacher

Speaking/Level A1 Getting Ready to Speak English Language Lab

Getting Ready to Speak: Practice Activity: 1

Observe the given images, and record the words by pressing the record button. Click sequential playback button to listen your voice.

S.No	Image	Words	Record
1		Sitting	
2		Bathing	
3		Standing	

What is the Elephant doing?

Ref. Audio

Digital Teacher

Speaking/Level A1 Conversations English Language Lab

Conversations - Practice Activity: 3

Imagine yourself as Reshma, and answer to the questions asked by Ram. Click sequential play back button to listen expert voice and your voice simultaneously.

S.No	Ram	Play	Reshma	Record
1	What is that?		That is a lion.	
2	What is this?		This is a tiger.	
3	Which animal runs fast?		The tiger runs fast.	

Ref. Audio

Digital Teacher

Speaking/Level A1 Questions on Pictures English Language Lab

Questions on Pictures - Practice Activity: 1

Listen to the audio related to the picture and answer the following questions. Click sequential play back button to listen expert voice and your voice simultaneously.

Sentences	Action
Q: How many Pencils are there?	
A: 5 pencils	
Q: How many Bags are there?	
A: 1 Bag	
Q: How many Books are there?	
A: 4 Books	

Ref. Audio

Digital Teacher

Speaking/Level A2 Speak on a Topic English Language Lab

Speak about Tree - Practice Activity: 6

Imagine yourself as a Tree, record your dialogues by pressing the record button. Click on play button to listen your dialogues.

Topic	Record	Play	Download your voice
Speak about Tree			

Ref. Audio Ref. Audio Script

Digital Teacher

Speaking/Level B1 Conversations at Home English Language Lab

Conversation with Uncle - Practice Activity: 1

Imagine yourself as Uncle, click play button to listen Pradeep's dialogues and record the Uncle's dialogues by pressing the record button. Click on sequential playback button to listen the complete conversation.

S.No	Dialogue	Action
1	Pradeep: Hello, uncle.	
	Uncle: Hi, Pradeep. What brings you here?	
2	Pradeep: Actually, dad asked me to hand over this letter to you.	
	Uncle: Is it? Please come in. So, how are your studies going on?	
	Pradeep: I am doing well, uncle.	

Ref. Audio

Digital Teacher



Reading / Grammar

English
Language Lab



When?

- Informs writing and writing style
- Develops knowledge of language structure
- Develops vocabulary (specific vocab. for subject)
- Register and purpose

Reading is an active skill

- Improve your speed
- Read smart
- Read for gist/skim
- Read for specific information
- Do not stop to look up every word-decode from the text
- Use tools to help develop vocabulary (textual and on-line)

Issues

- Speed
- Decoding new words
- Vocabulary
- Comprehension
- Relevance
- Volume (in study)



Basic

A1

A2



Intermediate

B1

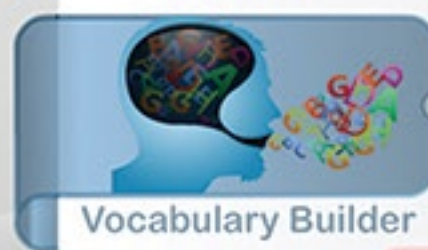
B2



Mastery

C1

C2



Vocabulary Builder

Vocabulary
Builder

Click each LEVEL icon to start the lesson.



Digital Teacher .in

Reading/Level A1

English Language Lab

- Alphabet
- Nouns
- One Word Substitutes
- Synonyms and Antonyms
- Rhyming Words
- Sentences
- Assessments

Click each unit to know more.

Reading/Level A2

English Language Lab

- Alphabet Vs Sounds
- Parts of Speech
- Tenses
- Re-arranging Words
- Helping Verbs
- Prefixes and Suffixes
- Synonyms and Antonyms
- Assessments

Reading/Level B1

English Language Lab

- Homophones
- Compound Adjectives
- Modal Verbs
- Punctuation & Capitalization Rules
- Quantifiers & Collocations
- Linkers & Discourse Markers
- Types of Questions and Tags
- One Word Substitutes
- Prefixes and Suffixes
- Assessments

Reading/Level B2

English Language Lab

- Simple Compound and Complex
- Degrees of Comparison
- Reported Speech
- Active and Passive Voice
- Binomials
- Content and Structure Words
- Idiomatic Expressions
- Relative Clauses
- Intensifiers/Mitigators
- Expressions
- Assessments

Reading/Level C1 English Language Lab

Figures of Speech/Listening Terms

Reading Comprehension

Cloze Test

Spotting Errors

Sentence Correction

Jumbled Sentence

Para Jumbles

Assessments

Digital Teacher

Reading/Level C2 English Language Lab

Reading Comprehension

Idioms and Phrases

Best Alternate Summary

Double Fillers

One Word Substitutes

Phrasal Replacement

Assessments

Digital Teacher

Reading/Vocabulary Builder English Language Lab

Level-I

Level-II

Level-III

Level-IV

Level-V

Level-VI

Level-VII

Level-VIII

Digital Teacher

Reading/Level A1 Nouns English Language Lab

Grammar Family

Mr. Noun

Pronoun

Mrs. verb

Adverb

Adjective

Preposition

Conjunction

Interjection

Joy

Sorrow

Digital Teacher

Reading/Level A1 Alphabet English Language Lab

Phonic Drill Words with /æ/ Sound (Letter 'a')

ag

ap

am

at

ad

an

bag

lag

rag

tag

wag

Digital Teacher

Reading/Level A2 Re-arranging Words English Language Lab

Re-arranging words - Practice Activity: 1

Rearrange the words to form a meaningful sentence by dragging and dropping the each word. Click submit button to verify your answers.

drop here

Options

many

hours

a

in

How

?

day

Submit

Reset

Digital Teacher

Reading/Level C1 Reading Comprehension English Language Lab

Practice Activity-3: Internet Safety

Read the passage carefully and state whether the following statements are true or false. Click submit button to verify your answers.

1. The author says, one has to be careful with the internet because nobody can put anything on the internet.

2. Twenty years ago, kids in school had never even heard of the internet.

3. A network is two or more computers connected together so that information can be shared, or sent from one computer to another.

4. The word 'Resource' means examine in the passage.

Submit

Reset

Digital Teacher

Reading/Level A2 Assessments English Language Lab

A2: Pronoun: Assessment

Listen to the audio clips and choose the correct answer from the given options.

Questions	Options	Results
Q1. They love ____ very much. a) he b) him c) his	()	
Q2. She wrote the book by ____ a) himself b) herself c) myself	()	
Q3. The Car ____ I like is red. a) Which b) How c) Why	()	
Q4. Mary is a good girl ____ is from America. a) He b) She c) Her	()	
Q5. The man ____ I met yesterday was my cousin. a) Who b) Whom c) whose	()	

Previous

Attempt Later

Next

Digital Teacher



Writing



When?

- Coursework
- Exams, Lectures, Tutorials
- Group work, Presentations

Importance

- Main method of assessment
- Strict methods and conventions in academic writing
- Various formats/styles/functions depending on subject area
- Essential skill for exams, Errors more obvious

Use Learning Development Group resources (classes/appointments/work space) for support

- Engage in the process of writing for academic purposes – study skills, time management
- Be aware of academic conventions (student handbook, referencing guide, library resources)
- Disclose learning needs i.e. Dyslexia for further support

Issues

- Lack of knowledge of key language structures, word, sentence, paragraph, text
- Differences between style in native country and UK
- Register and purpose, Note-taking
- Paraphrasing, Academic conduct



Basic

A1

A2



Intermediate

B1

B2



Mastery

C1

C2

Click each LEVEL icon to start the lesson.

Writing/Level A1

English Language Lab

- Activities on Letters
- Activities on Words
- Activities on the Picture
- Picture Talk
- Grammar Usage
- Form Filling
- Assessments

Click each unit to know more.

Writing/Level A2

English Language Lab

- Activities on Letters
- Paragraph Writing
- Letter Writing
- Diary Writing
- Notice Writing
- Grammar Usage
- Writing Skills
- Short Notes
- Assessments

Writing/Level C2 Describing a Diagram

English Language Lab

Describing a Diagram: Practice Activity: 1

Describe the 'life cycle of a butterfly' in your own words. Click reference button for your reference.

The Lifecycle of a Butterfly

Reference

Writing/Level A1 Activities on the Picture

English Language Lab


Activities on the Picture - Practice Activity: 6

Complete the sentence by replacing the image with its name. Click submit button to verify the answers.


A sat on a . It had a piece of in its beak.

One morning, Hari walked to , he met a . The Giraffe wore big and held a in his hand.

Submit Reset



Phonetics

English
 Language Lab
 

Topics covered under the A1 level are:

- Introduction to phonetics, phonetic table and its usage
- Tongue and Lip movement
- Basic consonant sounds and "Role play" activities
- Monosyllabic words to recite

Topics covered under the A2 level are:

- Voiced and unvoiced consonant sounds
- Practice activities and Disyllabic words to recite

Topics covered under the B1 level are:

- Voiced and unvoiced consonant sounds
- Practice activities and Trisyllabic words

Topics covered under the B2 level are:


- Introduction to vowel sounds and classification
- Vowel sounds (Pure Vowels) and practice activities on vowels
- Quadrisyllabic words

Topics covered under the C1 level are:


- Introduction to Diphthongs
- "Role play" and "Practice" activities, Pentasyllabic words

Topics covered under the C2 level are:


Pronouncing Sounds, Voice modulation, Intonation and Stress
 Rhythm and Speed and Mother Tongue Influence (MTI)
 Practice activities and Hexasyllabic words



Basic



Intermediate



Mastery

A1

A2

B1

B2

C1

C2

Click each LEVEL icon to start the lesson.

Phonetics/Level A1 Introduction to Phonetics
English Language Lab

Vowel sounds:

æ

ʌ

ɒ

æ

a:

ɜ:

ɔ:

ɪ

i:

ʊ

u:

e

Diphthongs:

ɪə

eə

əʊ

aʊ

eɪ

ʊə

aɪ

ɔɪ

Consonant sounds:

b

d

f

g

h

k

l

m

n

p

r

s

t

v

w

z

ʃ

θ

tʃ

ʒ

dʒ

ð

ŋ

j

Phonetics/Level A2 Consonant Sounds
English Language Lab

Phonetic Chart - Consonant Sounds - 8

p

This sound is made through the mouth and is unvoiced which means we don't use our vocal chords to make the sound. It's defined by the shape of our lips and the motion of air flow through the mouth. It is a stop sound which means, it is a sound made by building up air pressure by stopping the air flow and then releasing it. In this case we use both of our lips to stop and then release. This sound normally spelt with the letter P.

Examples:

Problem	/ˈprɒbləm/
Part	/pɑːt/
Play	/pleɪ/

Mouth Movements




In short it is a voiceless bilabial stop.

Listening/Level B1 Trisyllabic Words
English Language Lab

Syllabic Words: Trisyllabic Words - 20

Word	Syllabic division	Phonetic symbol
Principle	prin-ci-ple	/ˈprɪnsɪp(ə)l/

Phonetics/Level A2 Consonant Sounds
English Language Lab

Consonant Sounds (p and b) - 7

VOICELESS

p Percent, appoint, hope

PRONOUNCING [p]

1. Proud as a peacock.
2. Open the can of peas.
3. The apples and pears are ripe.
4. The ship will stop on Panama.
5. She wore pretty purple pants to the party.
6. Peter Piper picked a peck of pickled peppers.

VOICED

b basic, above, hobby

PRONOUNCING [b]

The bigger the better.

Bad habits can be broken.

Bill is in the lobby.

Bob bought a blue bathrobe.

Betty was born in Boston.

The bumble bee bugged the big bear



Types of Skills

- Hard skills are the specific abilities that are required for a certain job.
- These abilities are specific and teachable, and they can be easily defined and measured.
- Usually, people learn hard skills at school or in their previous jobs.
- For example, if you're hiring for engineering roles, hard skills may include things like a professional engineer designation, experience with welding equipment, or the ability to repair equipment.
- Hard skills may also include proficiency in a foreign language, like French or Spanish.
- Soft skills, also called interpersonal skills, are abilities that can be useful in any job.
- Unlike hard skills, these skills are vague and hard to define.
- They're harder for you to quantify since candidates may not list them on their resumes.
- These skills include things like communication, motivation, teamwork, time management, work ethic, and flexibility.



Click the icon to start Soft Skills

Soft Skills Self Skills English Language Lab

What is SELF

Digital Teacher

Page 3/17

Soft Skills Communication Skills English Language Lab

Communication Skills

Digital Teacher

Page 1/24

Soft Skills Presentation Skills English Language Lab

Presentation Skills

Digital Teacher

Page 1/19

Soft Skills Self Skills English Language Lab

Building Self Esteem

Digital Teacher

Page 19/17

ABOUT THE COMPANY



CODE & PIXELS

Interactive Technologies Private Limited

Registered with: ISO 9001 : 2015 Quality Certified Company



Code and Pixels, an ISO 9001: 2015 company headquartered in Hyderabad employs the best talent in the industry with a range of specializations including Subject Matter Experts, Instructional Designers, Multimedia Specialists, Software Professionals and Consultants. We are a specialist e-learning company, providing Simulation & Training Solutions, Content Engineering Services, Consultancy Services and IT Services to the Industry.

BFSI, Defence and Government Organizations



State Bank Of India



SBI Life
INSURANCE
With Us, You're Sure



Partnering with the best to deliver exceptional quality & value

Universities



सत्यमेव जयते
NMEICT



UGC
University Grants Commission



Jawaharlal Nehru
University



University of Mumbai



Sri Ramachandra
University



Avinashilingam
University



National Institute
of Nutrition



Tilak Maharashtra
University



University of Madras



University of Calcutta



Anna University



Corporates



LARSEN & TOUBRO



University of
Mysore



Prof. Jayashankar
Agricultural University



University of
Hyderabad



SNDT Women's
University



Indian Statistical
Institute



Gujarat University



University of Jammu



ndri



The Energy and
Resources Institute



APTARA



Since 1907



Digital Teacher.in™ English Language Lab

Developed as per the "CEFR (Common European Framework of Reference) and Cambridge English Teaching Framework under guidance of Cambridge English Trainer.



Digital Classroom



English Language Lab



3D Human Anatomy



Basics of Computer & IT



Vocabulary Builder

- 11 English Language experts, 2 Soft skill Trainers and 4 Voice & Accent Trainers have contributed their time for 18 months to prepare English Language Lab software.
- 45 Various Subject Matter Experts (Maths, Physics, Chemistry, Biology) have worked for 24 Months to prepare content for Digital Teacher Smart classroom Solution.
- Around 250 Graphic Designers, 2d/3d Animators, Content writers, Instructional Designers, Video Editors, Quality Check Engineers, Voice over Artists have worked for 3 Years to develop Digital Content and also English Language Lab software.

- **Digital Teacher** is acknowledged as one of the experts for review and evolution of e-content by ICT and NCERT
- Content is reviewed and vetted by NCERT approved e-content reviewers and SCERT(retd.) professors.
- Subscription is valid for one Academic Year

VISIT www.digitalteacher.in For the demo of one complete unit of all the subjects (Class VI, VII, VIII, IX, and X).

You Tube Digital Teacher demo is also available in You tube.

Developed by:

Registered with:



Code and Pixels Interactive Technologies Private Limited,
CNP Elite Tower, 3-11-206/4, Road No. 5, Sri Shanker Colony,
Siris Road, LB Nagar, Hyd-500074. Tel: +063034 32161
Email: sales@codeandpixels.net | codeandpixels.net



Contact us: **080089 33331, 096407 78661**

Visit site: www.digitalteacher.in | www.englishlab.co.in